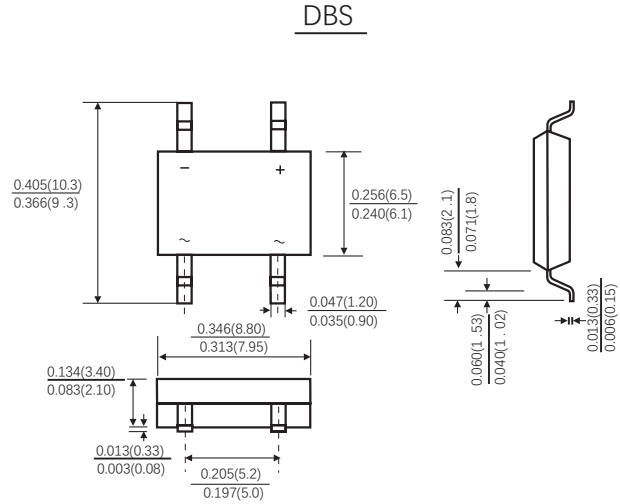


FEATURES

- Plastic package has Underwriters Laboratory Flammability Classification 94V-0
- Glass passivated chip junction
- Rating to 1000V PRV
- Ideal for printed circuit board
- High temperature soldering guaranteed: 260°C/10 seconds at terminals
- Component in accordance to RoHS 2015/863/EU

MECHANICAL DATA

- Case: DBS molded plastic body
- Terminals: Plated leads solderable per MIL-STD-750,method 2026
- Mounting Position: Any



MAXIMUM RATINGS AND ELECTRICAL CHARACTERISTICS

(Rating at 25°C ambient temperature unless otherwise specified. Single phase ,half wave ,60Hz,resistive or inductive load. For capacitive load,derate current by 20%.)

Parameters	Symbols	DB101S DF005S	DB102S DF01S	DB103S DF02S	DB104S DF04S	DB105S DF06S	DB106S DF08S	DB107S DF10S	Units
Maximum Reverse Peak Reverse Voltage	V_{RRM}	50	100	200	400	600	800	1000	V
Maximum RMS Voltage	V_{RMS}	35	70	140	280	420	560	700	V
Maximum DC Blocking Voltage	V_{DC}	50	100	200	400	600	800	1000	V
Maximum Average Forward Rectified Current	$I_{F(AV)}$	1.0							A
Peak Forward Surge Current 8.3ms single half sine-wave superimposed on rated load (JEDEC method)	I_{FSM}	45							A
Maximum Instantaneous Forward Voltage at 1.0A DC	V_F	1.1							V
Maximum DC Reverse Current at rated DC blocking voltage	$T_A = 25^\circ C$	5							μA
	$T_A = 125^\circ C$								
Typical thermal resistance(Note 1)	$R_{\theta JA}$	40							$^\circ C/W$
Operating junction and storage temperature range	T_J T_{STG}	-55 to +150							$^\circ C$

Note: 1. Thermal resistance junction to ambient mounted on P.C.B. With 05*0.5 inches(1.3*1.3mm) copper pads

FIG.1-TYPICAL FORWARD CURRENT DERATING CURVE

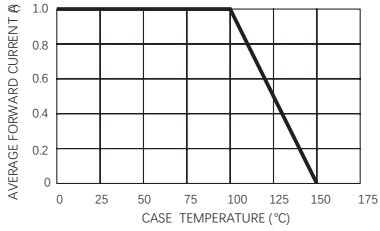


FIG.2-MAXIMUM NON-REPETITIVE FORWARD SURGE CURRENT

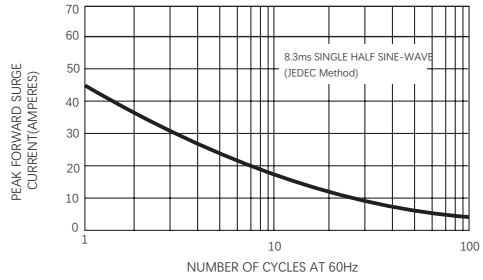


FIG.3-TYPICAL REVERSE CHARACTERISTICS

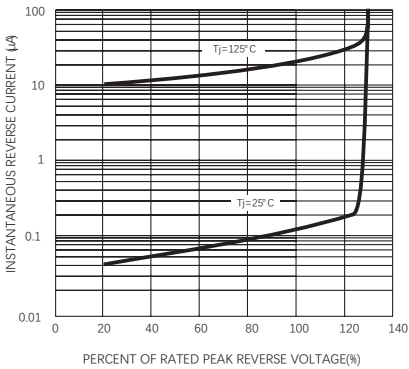
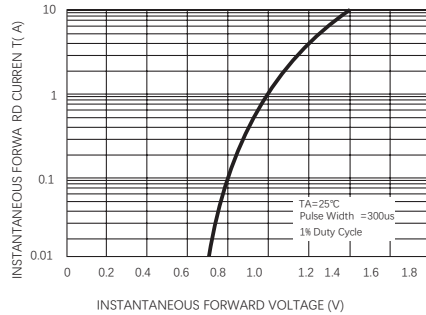


FIG.4-TYPICAL FORWARD CHARACTERISTICS



Friendship Reminder

- JiNan JingHeng (hereinafter referred to as JH) reserves the right to make changes to this document and its products and specifications at anytime without notice.
- Customers should obtain and confirm the latest product information and specifications before final design, purchase or use.
- JH makes no warranty, representation or guarantee regarding the suitability of its products for any particular purpose, nor does JH assume any liability for application assistance or customer product design.
- JH does not warrant or accept any liability with products which are purchased or used for any unintended or unauthorized application.
- No license is granted by implication or otherwise under any intellectual property rights of JH.
- JH's products are not authorized for use as critical components in life support devices or systems without express written approval of JH.