

FEATURES

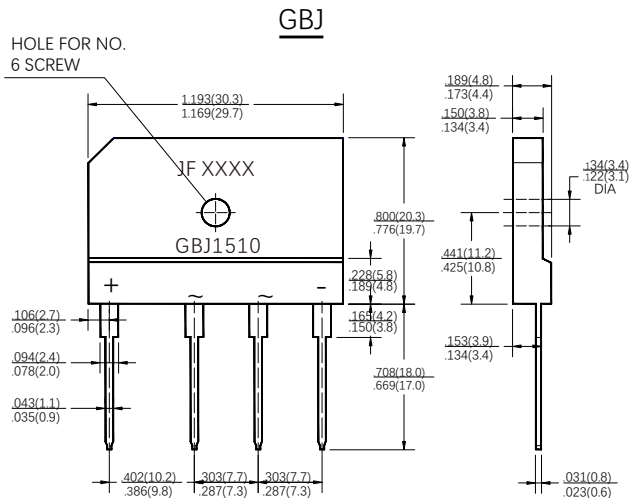
- Plastic package has Underwriters Laboratory Flammability Classification 94V-0
- Glass passivated chip junction
- High current capability
- Low forward voltage drop
- High temperature soldering guaranteed: 260°C/10 seconds at terminals
- Component in accordance to RoHS 2015/863/EU

MECHANICAL DATA

- Case: GBJ molded plastic body
- Terminals: Plated leads solderable per MIL-STD-750, method 2026
- Mounting Position: Any

TYPICAL APPLICATIONS

Used in AC/DC bridge full wave rectification for SMPS, lighting ballaster, adapter, charger, home appliances, office equipment, and telecommunication applications.



Dimensions in inches and (millimeters)

Marking
JF: Logo
XXXX: Data code
GBJ1510: Type

MAXIMUM RATINGS AND ELECTRICAL CHARACTERISTICS

(Rating at 25°C ambient temperature unless otherwise specified. Single phase, half wave, 60Hz, resistive or inductive load. For capacitive load, derate current by 20%.)

Parameters	Symbols	GBJ1501	GBJ1502	GBJ1504	GBJ1506	GBJ1508	GBJ1510	Units
Maximum Recurrent Peak Reverse Voltage	V_{RRM}	100	200	400	600	800	1000	Volts
Maximum RMS Voltage	V_{RMS}	70	140	280	420	560	700	Volts
Maximum DC Blocking Voltage	V_{DC}	100	200	400	600	800	1000	Volts
Maximum Average Forward Rectified Current	I_{FAV}	15						Amps
Peak Forward Surge Current 8.3ms single half sine-wave superimposed on rated load (JEDEC method)	I_{FSM}	220						Amps
Rating for fusing (t=8.3ms)	I^2t	200						A ² s
Maximum Instantaneous Forward Voltage at 7.5A DC	V_F	1.1						Volts
Maximum DC Reverse Current at rated DC blocking voltage	$T_J=25^\circ\text{C}$	5						μA
	$T_J=125^\circ\text{C}$	100						μA
Typical thermal resistance (Note 1)	$R_{\theta JA}$	18						$^\circ\text{C}/\text{W}$
	$R_{\theta JC}$	1.5						$^\circ\text{C}/\text{W}$
Operating temperature range	T_J	-55 to +150						$^\circ\text{C}$
Storage temperature range	T_{STG}	-55 to +150						$^\circ\text{C}$

Note: 1. Device mounted on 75mm x 45mm x 5.5mm Aluminum Plate Heatsink.

FIG.1-MAXIMUM FORWARD SURNGE CURRENT

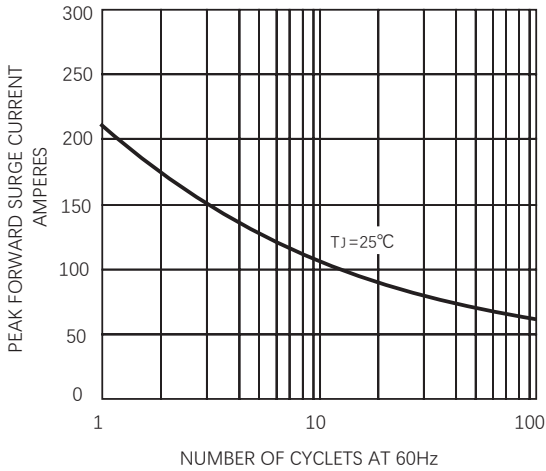


FIG.2-FORWARD CURRENT DERATING CURVE

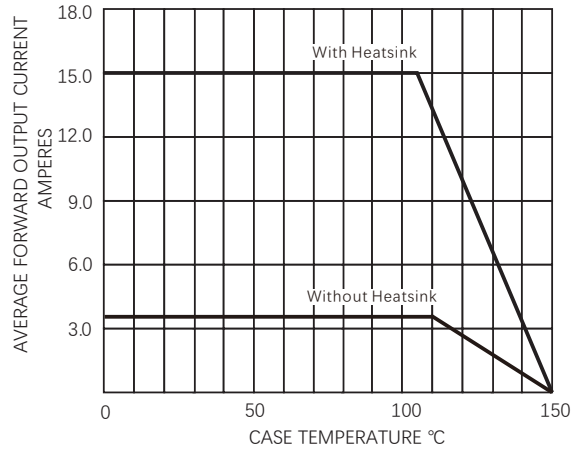


FIG. 3-TYPICAL FORWARD CHARACTERISTICS

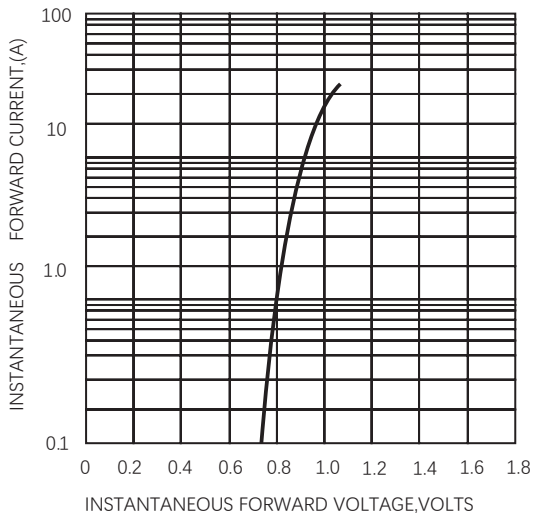
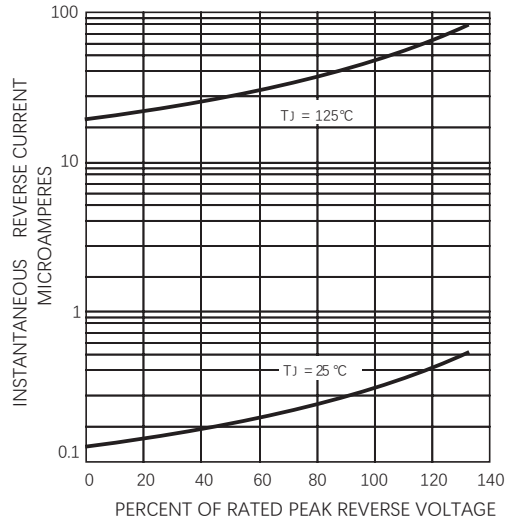


FIG.4 -TYPICAL REVERSE CHARACTERISTICS



Friendship Reminder

- JiNan JingHeng (hereinafter referred to as JH) reserves the right to make changes to this document and its products and specifications at anytime without notice.
- Customers should obtain and confirm the latest product information and specifications before final design, purchase or use.
- JH makes no warranty, representation or guarantee regarding the suitability of its products for any particular purpose, nor does JH assume any liability for application assistance or customer product design.
- JH does not warrant or accept any liability with products which are purchased or used for any unintended or unauthorized application.
- No license is granted by implication or otherwise under any intellectual property rights of JH.
- JH's products are not authorized for use as critical components in life support devices or systems without express written approval of JH.