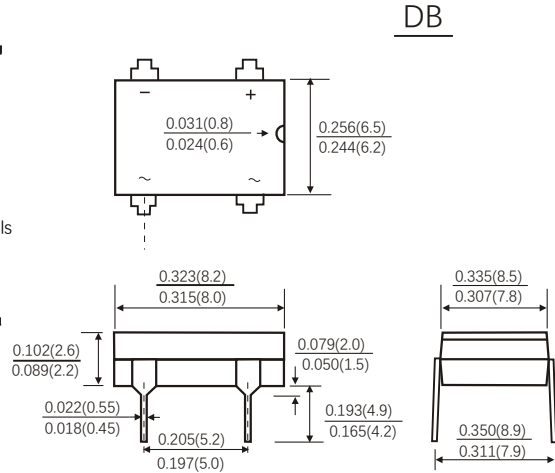


FEATURES

- Plastic package has Underwriters Laboratory Flammability Classification 94V-0
- Glass passivated chip junction
- Rating to 1000V PRV
- Ideal for printed circuit board
- High temperature soldering guaranteed:260°C/10 seconds at terminals
- Component in accordance to RoHS 2015/863/EU

MECHANICAL DATA

- Case: DB molded plastic body
- Epoxy: UL94V-0 rate flame retardant
- Terminals: Plated leads solderable per MIL-STD-750,method 2026
- Mounting Position: Any
- Weight: 0.02ounce, 0.38 gram



Dimensions in inches and (millimeters)

MAXIMUM RATINGS AND ELECTRICAL CHARACTERISTICS

(Rating at 25 °C ambient temperature unless otherwise specified. Single phase ,half wave ,60Hz,resistive or inductive load. For capacitive load,derate current by 20%.)

Parameters	Symbols	DB101 DF005	DB102 DF01	DB103 DF02	DB104 DF04	DB105 DF06	DB106 DF08	DB107 DF10	Units
Maximum Recurrent Peak Reverse Voltage	V _{RRM}	50	100	200	400	600	800	1000	Volts
Maximum RMS Voltage	V _{RMS}	35	70	140	280	420	560	700	Volts
Maximum DC Blocking Voltage	V _{DC}	50	100	200	400	600	800	1000	Volts
Maximum Average Forward Rectified Current	I _{F(AV)}	1.0							Amp
Peak Forward Surge Current 8.3ms single half sine-wave superimposed on rated load (JEDEC method)	I _{FSM}	45							Amps
Maximum Instantaneous Forward Voltage at 1.0 A DC	V _F	1.1							Volts
Maximum DC Reverse Current at rated DC blocking voltage	T _A =25 °C	5							μA
	T _A =125 °C	100							
Typical junction capacitance(Note1)	C _J	12							pF
Typical thermal resistance(Note 2)	R _{θJA}	40							K/W
Operating junction and storage temperature range	T _J T _{STG}	-55 to +150							°C

Note: 1.Measured at 1MHz and applied reverse voltage of 4.0 Volts.

2. Thermal resistance junction to ambient mounted on P.C.B. With 05*0.5 inches(1.3*1.3mm) copper pads

FIG.1-TYPICAL FORWARD CURRENT DERATING CURVE

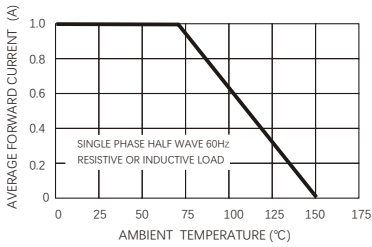


FIG.2-MAXIMUM NON-REPETITIVE FORWARD SURGE CURRENT

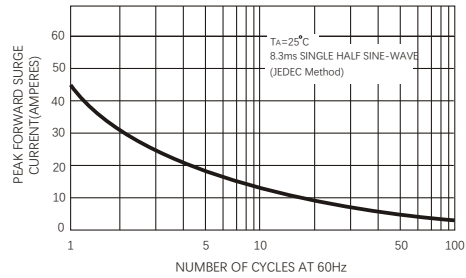


FIG3-TYPICAL JUNCTION CAPACITANCE

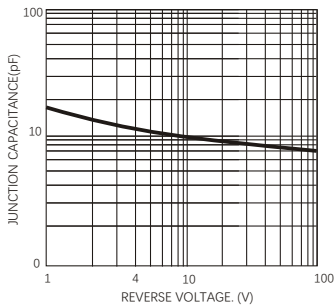


FIG4-TYPICAL FORWARD CHARACTERISTICS

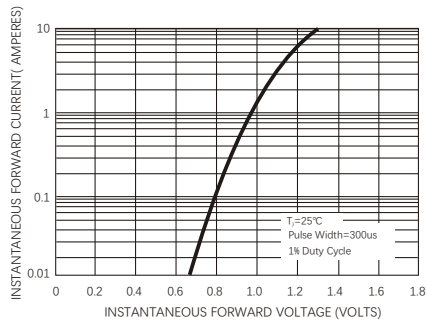
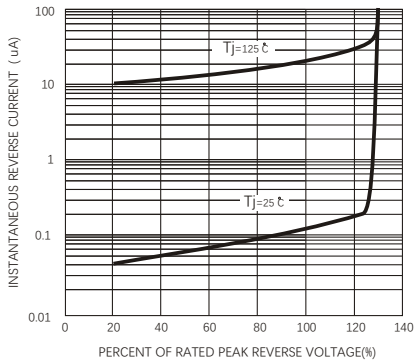


FIG.5-TYPICAL REVERSE CHARACTERISTICS



Friendship Reminder

- JiNan JingHeng (hereinafter referred to as JH) reserves the right to make changes to this document and its products and specifications at anytime without notice.
- Customers should obtain and confirm the latest product information and specifications before final design, purchase or use.
- JH makes no warranty, representation or guarantee regarding the suitability of its products for any particular purpose, nor does JH assume any liability for application assistance or customer product design.
- JH does not warrant or accept any liability with products which are purchased or used for any unintended or unauthorized application.
- No license is granted by implication or otherwise under any intellectual property rights of JH.
- JH's products are not authorized for use as critical components in life support devices or systems without express written approval of JH.