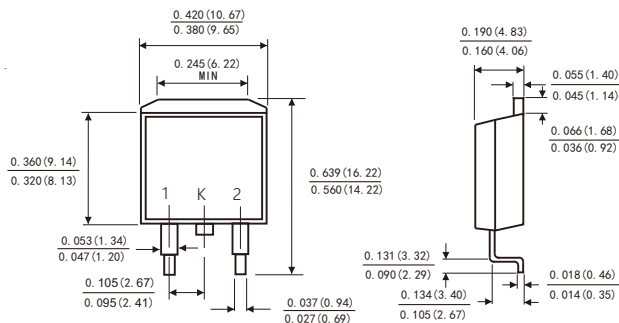


## FEATURES

- Plastic package has Underwriters Laboratory Flammability Classification 94V-0
- Fast switching for high efficiency
- Low forward voltage drop
- Single rectifier construction
- High surge capability
- For use in low voltage ,high frequency inverters, free wheeling ,and polarity protection applications
- High temperature soldering guaranteed:260°C/10 seconds, 0.25"(6.35mm)from case
- Component in accordance to RoHS 2011/65/EU



## TO-263AC D2PAK



## MECHANICAL DATA

- Case: JEDEC TO-263AC molded plastic body
- Terminals: Lead solderable per MIL-STD-750,method 2026
- Polarity: As marked
- Mounting Position: Any

Dimensions in inches and (millimeters)

## MAXIMUM RATINGS AND ELECTRICAL CHARACTERISTICS

(Ratings at 25°C ambient temperature unless otherwise specified ,Single phase ,half wave ,resistive or inductive load. For capacitive load,derate by 20%.)

Parameter	Symbols	MUR 1020D2	MUR 1040D2	MUR 1060D2	Units
Maximum repetitive peak reverse voltage	$V_{RRM}$	200	400	600	Volts
Maximum RMS voltage	$V_{RMS}$	140	280	420	Volts
Maximum DC blocking voltage	$V_{DC}$	200	400	600	Volts
Maximum average forward rectified current(see Fig.1)	$I_{(AV)}$	10.0			Amps
Peak forward surge current 8.3ms single half sine-wave superimposed on rated load (JEDEC method)	$I_{FSM}$	120			Amps
Maximum instantaneous forward voltage at 10.0 A(Note 1)	$V_F$	0.975	1.3	1.7	Volts
Maximum instantaneous reverse current at rated DC blocking voltage(Note 1)	$T_a = 25^\circ\text{C}$	5			$\mu\text{A}$
	$T_a = 125^\circ\text{C}$	50			
Maximum Reverse Recovery Time (Note 2)	$T_{rr}$	35			nS
Typical thermal resistance (Note 3)	$R_{\theta JC}$	2.5			$^\circ\text{C/W}$
Operating junction temperature range	$T_J$	-55 to +150			$^\circ\text{C}$
Storage temperature range	$T_{STG}$	-55 to +150			$^\circ\text{C}$

- Notes:**
1. Pulse test: 300 $\mu\text{s}$  pulse width,1% duty cycle
  2. Reverse recovery test conditions  $I_F=0.5\text{A}, I_R=1.0\text{A}, I_{rr}=0.25\text{A}$
  3. Thermal resistance from junction to case

# RATINGS AND CHARACTERISTIC CURVES MUR1020D2 THRU MUR1060D2

FIG.1-FORWARD CURRENT DERATING CURVE

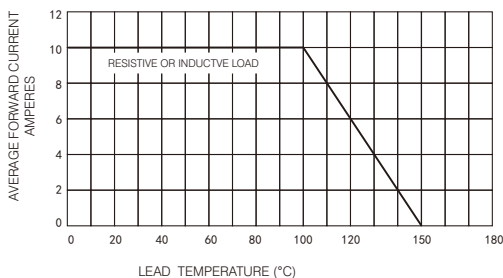


FIG.2-MAXIMUM NON-REPETITIVE PEAK FORWARD SURGE CURRENT

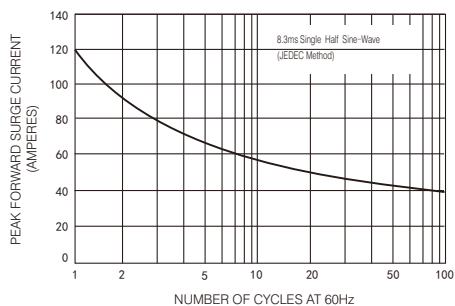


FIG.3-TYPICAL INSTANTANEOUS FORWARD CHARACTERISTICS

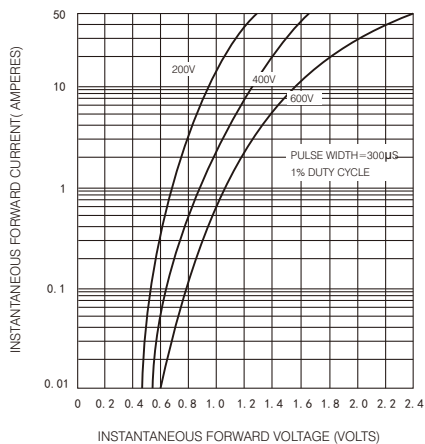


FIG.4-TYPICAL REVERSE CHARACTERISTICS

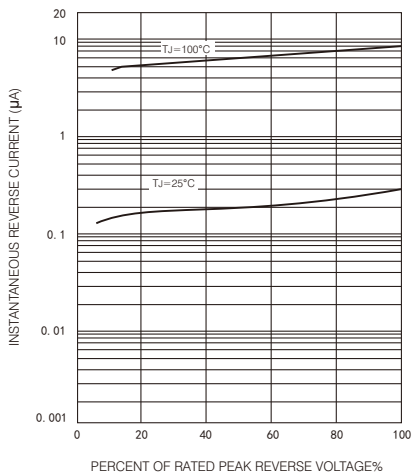


FIG.5-TYPICAL JUNCTION CAPACITANCE

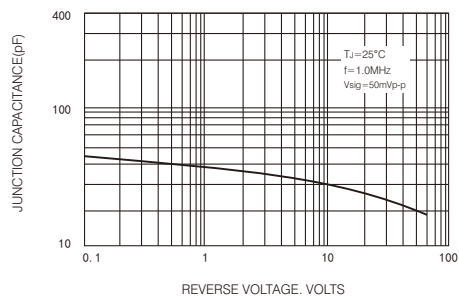
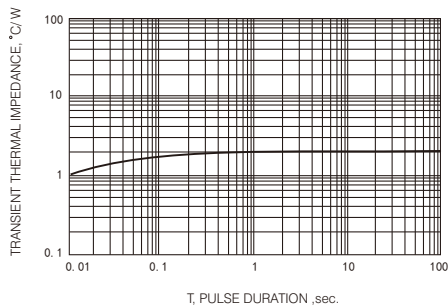


FIG.6-TYPICAL TRANSIENT THERMAL IMPEDANCE



## Friendship Reminder

■ JiNan JingHeng (hereinafter referred to as JH) reserves the right to make changes to this document and its products and specifications at anytime without notice.

济南晶恒（以下简称 JH）保留未经通知，变更本文件和与本文件相关的产品及规格的权利。

■ Customers should obtain and confirm the latest product information and specifications before final design, purchase or use.

使用方应在使用、采购本产品之前获取并确认产品信息和规格书的最新版本。

■ JH makes no warranty, representation or guarantee regarding the suitability of its products for any particular purpose, nor does JH assume any liability for application assistance or customer product design.

JH 对其产品用于某特定用途的适用性，既不做任何保证、说明或担保，也不承担任何应用协助或使用方设计的法定责任。

■ JH does not warrant or accept any liability with products which are purchased or used for any unintended or unauthorized application.

JH 不保证或承担任何责任，其产品被采购使用于任何非预期或授权的应用，

■ No license is granted by implication or otherwise under any intellectual property rights of JH.

此规格书属于 JH 的知识产权,没有经过我司授权不得抄袭。

■ JH's products are not authorized for use as critical components in life support devices or systems without express written approval of JH.

没有 JH 的书面授权，JH 的产品不能在生命支撑设备或系统里作为关键零件使用。