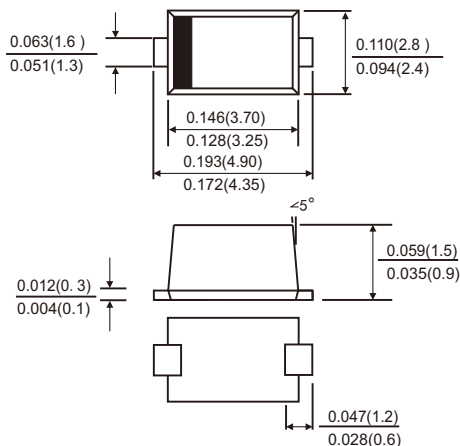


FEATURES

- Plastic package has Underwriters Laboratory Flammability Classification 94V-0
- Metal silicon junction ,majority carrier conduction
- Guard ring for overvoltage protection
- Low power loss ,high efficiency
- High current capability ,low forward voltage drop
- High surge capability
- High temperature soldering guaranteed:260°C/10 seconds at terminals
- Component in accordance to RoHS 2011/65/EU and WEEE 2012/19/EU



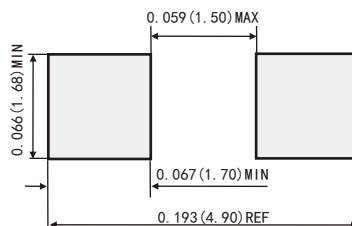
SMAF



MECHANICAL DATA

- Case: SMAF molded plastic body
- Terminals: Solder Plated, solderable per MIL-STD-750,method 2026
- Polarity: Color band denotes cathode end

Suggested PAD Layout



Dimensions in inches and (millimeters)

TYPICAL APPLICATIONS

For use in low voltage ,high frequency inverters ,DC/DC converters, free wheeling ,and polarity protection applications

MAXIMUM RATINGS

(Ratings at 25°C ambient temperature unless otherwise specified)

Parameter	Symbol	Value	Unit
Maximum repetitive peak reverse voltage	V_{RRM}	40	V
Maximum average forward rectified current	$I_{F(AV)}$	3.0	A
Peak forward surge current 8.3ms single half sine-wave superimposed on rated load (JEDEC method at rated TL)	I_{FSM}	80	A
Operating junction temperature range	T_J	-55 to +150	°C
Storage temperature range	T_{stg}	-55 to +150	°C

RATINGS AND CHARACTERISTIC OF SS34SLS

ELECTRICAL CHARACTERISTICS (TA=25°C Unless otherwise noted)

Parameter	Test Conditions		Symbol	TYP.	MAX.	Unit
Instantaneous forward voltage	TA=25°C	IF=1.0A	VF 1)	0.32	–	V
		IF=2.0A		0.37	–	
		IF=3.0A		0.41	0.43	
	TA=125°C	IF=1.0A		0.21	–	
		IF=2.0A		0.25	–	
		IF=3.0A		0.31	–	
Reverse current	VR=40V	TA=25°C	IR 2)	20	100	μA
		TA=100°C		8	–	mA
		TA=125°C		20	–	
Typical junction capacitance	4V, 1MHz		CJ	240		pF

Notes: 1.Pulse test: 300 μs pulse width, 1% duty cycle

2.Pulse test: pulse width ≤ 40ms

THERMAL CHARACTERISTICS

Parameter	Symbol	SMAF	Unit
Typical thermal resistance 3)	RθJA	150	°C/W
	RθJL	28	

3.P.C.B. mounted with 0.118" x 0.118" (3.0 mm x 3.0 mm) copper pad areas (≥40μm thick)

AVAILABLE PACK INFORMATION

Product code	Pack	Reel Size (mm)	Quantity (pcs/reel)	Box Size L×W×H (mm)	Quantity (reel/box)	Carton Size L×W×H (mm)	Quantity (box/carton)
SS34SLS-SMAF	T/R	Φ178	3000	180×73×180	2	380×380×200	10

RATINGS AND CHARACTERISTIC OF SS34SLS

FIG.1-FORWARD CURRENT DERATING CURVE

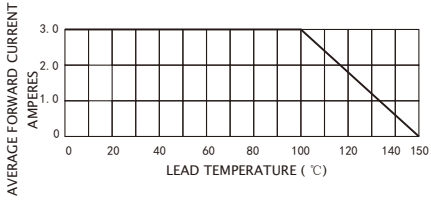


FIG.2-MAXIMUM NON-REPETITIVE PEAK FORWARD SURGE CURRENT

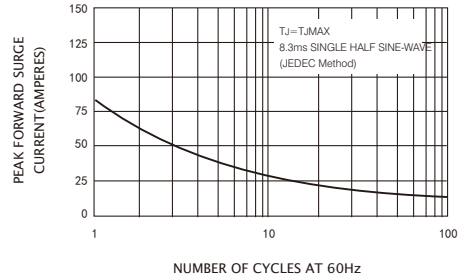


FIG.3-TYPICAL INSTANTANEOUS FORWARD CHARACTERISTICS

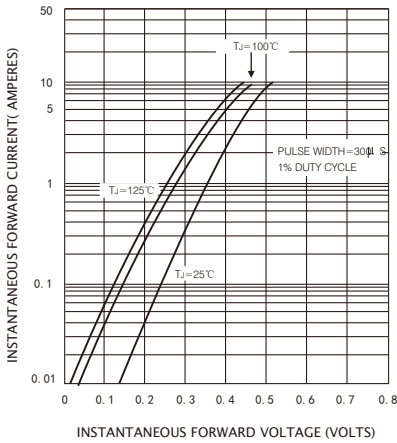


FIG.4-TYPICAL REVERSE CHARACTERISTICS

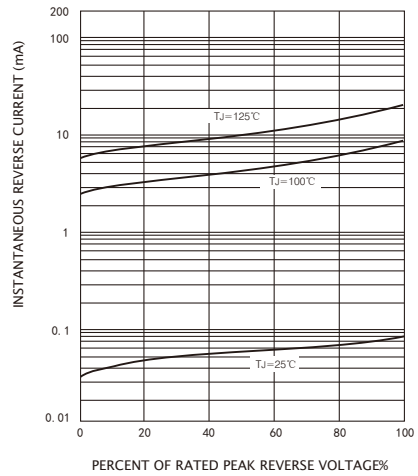


FIG.5-TYPICAL JUNCTION CAPACITANCE

