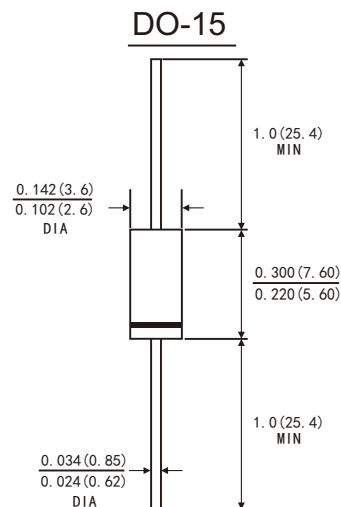


FEATURES

- Plastic package has Underwriters Laboratory Flammability Classification 94V-0
- Metal silicon junction ,majority carrier conduction
- Guard ring for overvoltage protection
- Low power loss ,high efficiency
- High current capability ,low forward voltage drop
- High surge capability
- High temperature soldering guaranteed:260°C/10 seconds at terminals
- Component in accordance to RoHS 2011/65/EU



RoHS
COMPLIANT



MECHANICAL DATA

- Case: JEDEC DO-15 molded plastic body
- Terminals: Plated axial leads, solderable per MIL-STD-750,method 2026
- Polarity: color band denotes cathode end
- Mounting Position: Any
- Weight: 0.014ounce, 0.39 gram

TYPICAL APPLICATIONS

For use in low voltage ,high frequency inverters ,DC/DC converters, free wheeling ,and polarity protection applications

PRIMARY CHARACTERISTICS	
$I_{F(AV)}$	3.0A
V_{RRM}	40V
I_{FSM}	80A
V_F at $I_F=3.0A$	0.37V
T_{JMAX}	150°C

MAXIMUM RATINGS

(Ratings at 25°C ambient temperature unless otherwise specified)

Parameter	Symbol	Value	Unit
Maximum repetitive peak reverse voltage	V_{RRM}	40	V
Maximum average forward rectified current 0.375"(9.5mm) lead length(see fig.1)	$I_{F(AV)}$	3.0	A
Peak forward surge current 8.3ms single half sine-wave superimposed on rated load (JEDEC method at rated TL)	I_{FSM}	80	A
Operating junction temperature range	T_j	-55 to +150	°C
Storage temperature range	T_{stg}	-55 to +150	°C

RATINGS AND CHARACTERISTIC OF SR340L

ELECTRICAL CHARACTERISTICS (T_A=25°C Unless otherwise noted)

Parameter	Test Conditions		Symbol	TYP.	MAX.	Unit
Instantaneous forward voltage	I _F =3.0A	T _A =25°C	V _F ¹⁾	0.45	0.47	V
		T _A =100°C		0.39	-	
		T _A =125°C		0.37	-	
Reverse current	V _R =40V	T _A =25°C	I _R ²⁾	60	200	μA
		T _A =100°C		5	10	mA
		T _A =125°C		15	30	
Typical junction capacitance	4V, 1MHz		C _j	240		pF

Notes: 1.Pulse test: 300 μs pulse width, 1% duty cycle

2.Pulse test: pulse width ≤ 40ms

THERMAL CHARACTERISTICS

Parameter	Symbol	DO-15	Unit
Typical thermal resistance ³⁾	R _{θJA}	35.0	°C/W
	R _{θJL}	15.0	

3.Thermal resistance from junction to lead vertical PC.B. mounted , 0.375"(9.5mm)lead length

AVAILABLE PACK INFORMATION

Product code	Pack	Box Size L*W*H(mm)	Quantity(pcs/box)	Carton SizeL*W*H(mm)	Quantity(box/carton)
SR340L-DO-15	B/P	190*80*21	500	433*203*230	50
SR340L-DO-15	T/B	264*74*135	3000	400*267*286	10

RATINGS AND CHARACTERISTIC OF SR340L

FIG.1-FORWARD CURRENT DERATING CURVE

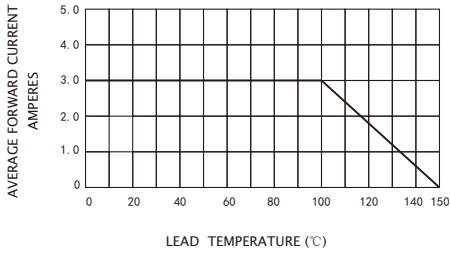


FIG.2-MAXIMUM NON-REPETITIVE PEAK FORWARD SURGE CURRENT

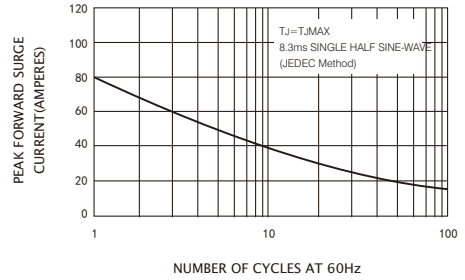


FIG.3-TYPICAL INSTANTANEOUS FORWARD CHARACTERISTICS

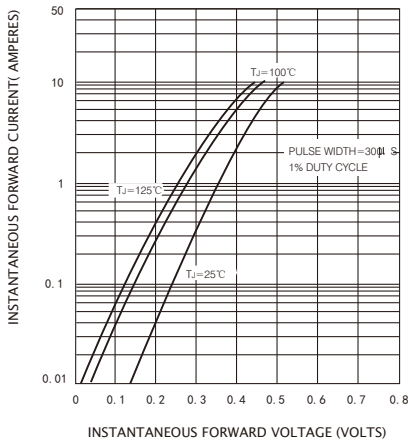


FIG.4-TYPICAL REVERSE CHARACTERISTICS

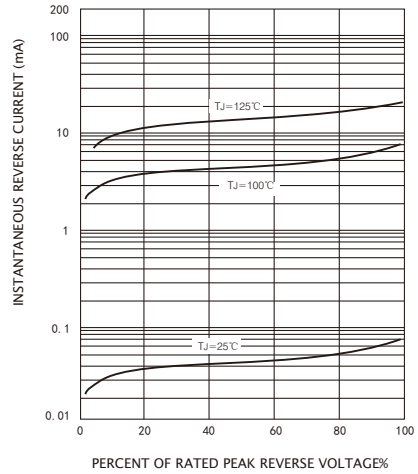


FIG.5-TYPICAL JUNCTION CAPACITANCE

