

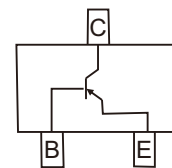
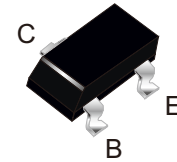
FEATURES

- Epoxy meets UL-94 V-0 flammability rating
- Complementary to BC846,BC847,BC848
- Power Dissipation of 200mW
- Ideally suited for automatic insertion
- For switching and AF amplifier applications

MECHANICAL DATA

- Case:SOT-23
- Terminals:Plated solderable per MIL-STD-750,method 2026
- Mounting Position: Any
- Marking:BC856A:3A, BC856B:3B
BC857A:3E, BC857B:3F, BC857C:3G
BC858A:3J, BC858B:3K, BC858C:3L

SOT-23



MAXIMUM RATINGS($T_A=25^{\circ}\text{C}$ Unless otherwise specified)

Item	Symbol	Unit	Value	
Collector-Emitter Voltage	V_{CEO}	V	BC856 BC857 BC858	-65 -45 -30
Collector-Base Voltage	V_{CBO}	V	BC856 BC857 BC858	-80 -50 -30
Emitter-Base Voltage	V_{EBO}	V	-6.0	
Collector Current, Continuous	I_C	mA	-100	
Power Dissipation	P_D	mW	200	
Operation Junction Temperature	T_J	$^{\circ}\text{C}$	-55 to +150	
Storage Temperature	T_{STG}	$^{\circ}\text{C}$	-55 to +150	
Thermal resistance From junction to ambient	$R_{\theta JA}$	$^{\circ}\text{C}/\text{W}$	625	

BC856, BC857, BC858

ELECTRICAL CHARACTERISTICS(T_A=25°C Unless otherwise specified)

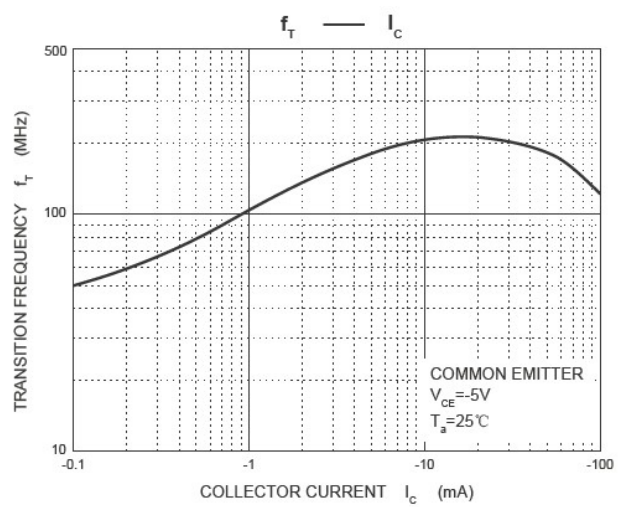
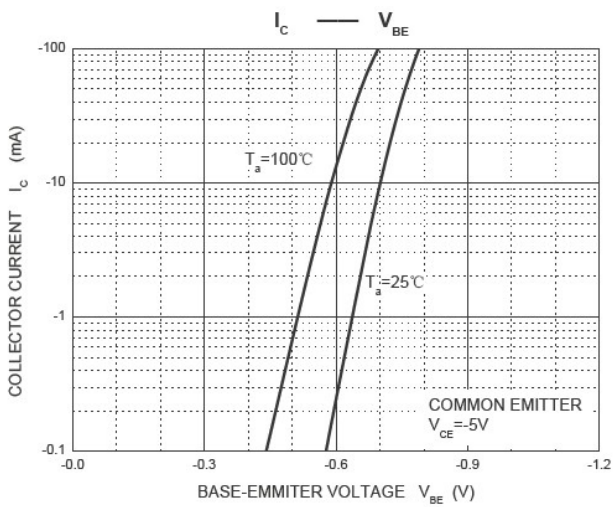
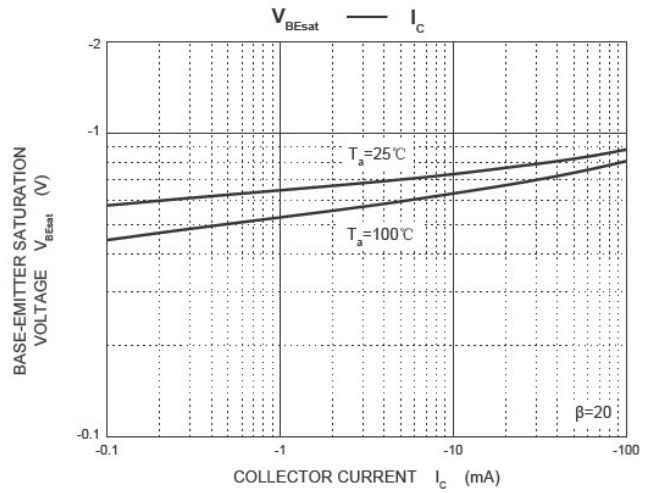
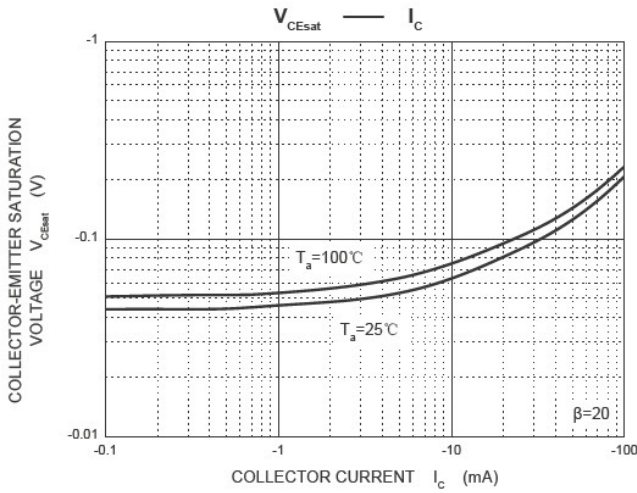
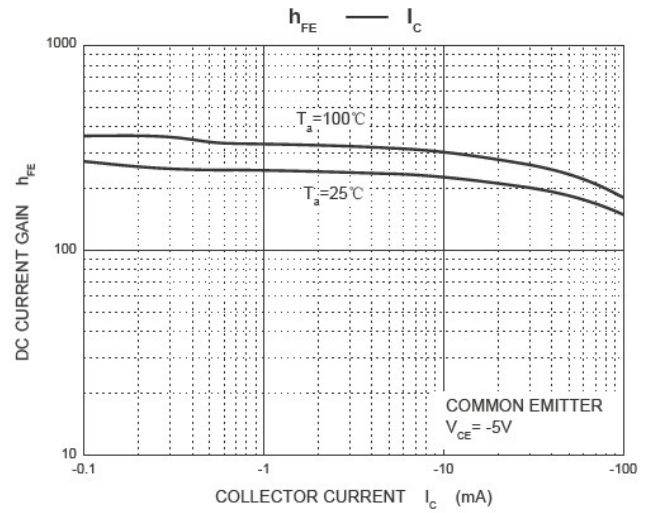
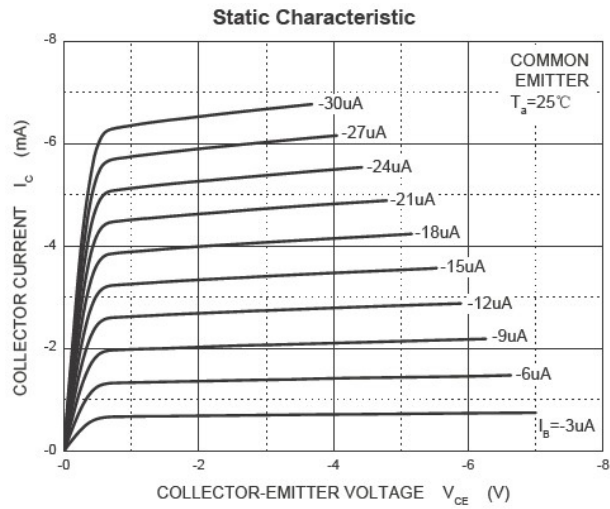
Item	Symbol	Unit	Conditions	Min	Max
Collector-Emitter Breakdown Voltage	V _{(BR)CEO}	V	I _C =-10mA, I _B =0	BC856 -65 BC857 -45 BC858 -30	---
Collector-Base Breakdown Voltage	V _{(BR)CBO}	V	I _C =-10μA, I _E =0	BC856 -80 BC857 -50 BC858 -30	---
Emitter-Base Breakdown Voltage	V _{(BR)EBO}	V	I _E =10μA, I _C =0	-6.0	---
Collector cut-off Current	I _{CBO}	nA	V _{CB} =-70V, I _E =0 V _{CB} =-45V, I _E =0 V _{CB} =-25V, I _E =0	BC856 --- BC857 --- BC858 ---	-100
Collector cut-off Current	I _{CEO}	nA	V _{CE} =-60V, I _B =0 V _{CE} =-40V, I _B =0 V _{CE} =-25V, I _B =0	BC856 --- BC857 --- BC858 ---	-100
Emitter cut-off Current	I _{EBO}	nA	V _{EB} =-5V, I _C =0	---	-100
DC Current Gain	h _{FE}		I _C =-2mA, V _{CE} =-5V	BC856A,BC857A,BC858A 125 BC856B,BC857B,BC858B 220 BC857C,BC858C 420	250 475 800
Collector-Emitter Saturation Voltage	V _{CE(set)}	V	I _C =-100mA, I _B =-5mA	---	-0.5
Base-Emitter Saturation Voltage	V _{BE(set)}	V	I _C =-100mA, I _B =-5mA	---	-1.1
Output Capacitance	C _{ob}	pF	V _{CB} =-10V, f=1.0MHz, I _E =0	---	4.5
Transition frequency	f _T	MHz	I _C =-10mA, V _{CE} =-5V f=100MHz	100	---

AVAILABLE PACK INFORMATION

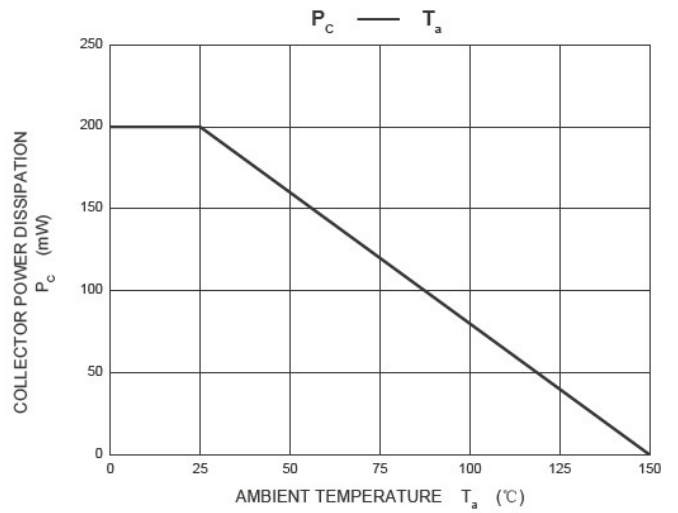
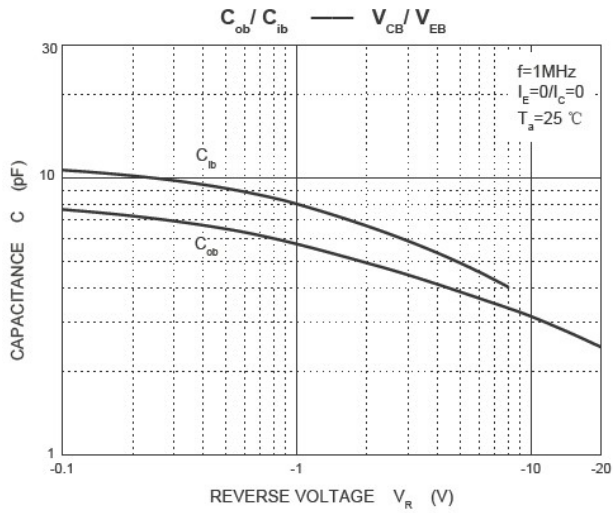
Product code	Pack	Reel Size (mm)	Quantity (Pcs/reel)	Quantity (pcs/box)	Quantity (pcs/carton)
BC856/BC857/BC858	T/R	Φ180	3K	30K	120K

BC856, BC857, BC858

Characteristics(Typical)

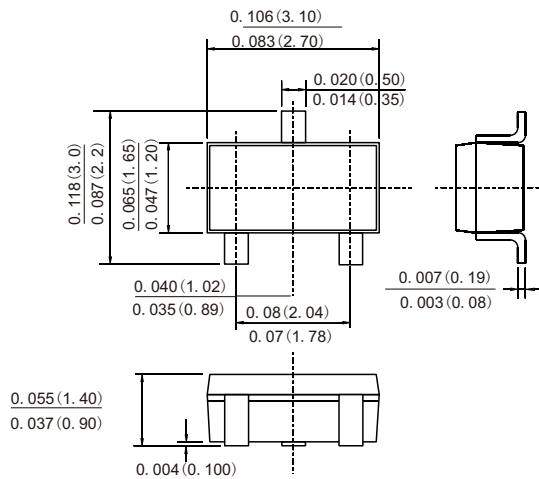


BC856, BC857, BC858



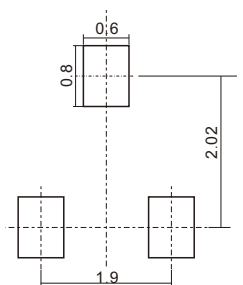
Outline Dimensions

SOT-23



Dimensions in inches and (millimeters)

Suggested pad layout



Dimensions in millimeters

Friendship Reminder

■ JiNan JingHeng(hereinafter referred to as JH) reserves the right to make changes to this document and its products and specifications at anytime without notice.

■ Customers should obtain and confirm the latest product information and specifications before final design, purchase or use.

■ JH makes no warranty, representation or guarantee regarding the suitability of its products for any particular purpose, nor does JH assume any liability for application assistance or customer product design.

■ JH does not warrant or accept any liability with products which are purchased or used for any unintended or unauthorized application.

■ No license is granted by implication or otherwise under any intellectual property rights of JH.

■ JH is products are not authorized for use as critical components in life support devices or systems without express written approval of JH.