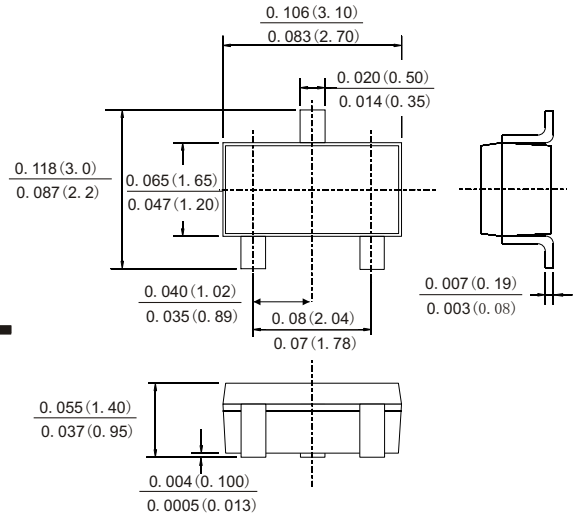


FEATURES

- Low Voltage General Purpose Voltage Regulator Diodes
- High temperature soldering guaranteed: 260°C/10 seconds at terminals
- Component in accordance to RoHS 2002/95/EC and WEEE 2002/96/EC



SOT-23



MECHANICAL DATA

- Case: SOT-23 plastic case
- Weight: Approw. 8. 8mg

Dimensions in inches and (millimeters)

ABSOLUTE MAXIMUM RATINGS (TA=25°C)

Parameter	Symbols	Value	Units
Power dissipation	P _{tot} ¹⁾	350	mW
Power dissipation	P _{tot} ²⁾	225	mW
Junction temperature	T _J	150	°C
Storage temperature range	T _{STG}	-65 to +150	°C
Thermal Resistance, Junction to Ambient	R _{θJA}	417	°C/W

1) Device mounted on a ceramic alumina of 8×10×0.7mm.

2) Device mounted on an FR5 printed-circuit board.

MMBZ5223B ... MMBZ5261B

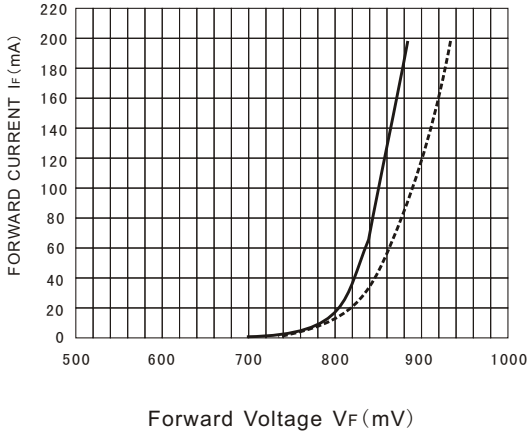
Electrical Characteristics (T_a = 25°C)

Type	Marking Code	Zener Voltage Range ¹⁾			Z _{ZT1} (Ohms) max	Z _{ZK} I _{ZK} =0.25mA (Ω) max	I _R (μA)	@V _R (V)
		V _{Znom} V	I _{ZT} mA	V _{ZT} V				
MMBZ5221B	Y0	2.4	20	2.28...2.52	30	1,200	100	1
MMBZ5223B	Z0	2.7	20	2.57...2.84	30	1,300	75	1
MMBZ5225B	AA	3.0	20	2.85...3.15	30	1,600	50	1
MMBZ5226B	AB	3.3	20	3.14...3.47	28	1,600	25	1
MMBZ5227B	AC	3.6	20	3.42...3.78	24	1,700	15	1
MMBZ5228B	AD	3.9	20	3.71...4.1	23	1,900	10	1
MMBZ5229B	AE	4.3	20	4.09...4.52	22	2,000	5	1
MMBZ5230B	AF	4.7	20	4.47...4.94	19	1,900	5	2
MMBZ5231B	AH	5.1	20	4.85...5.36	17	1,600	5	2
MMBZ5232B	AJ	5.6	20	5.32...5.88	11	1,600	5	3
MMBZ5233B	AK	6	20	5.7...6.3	7	1,600	5	3.5
MMBZ5234B	AM	6.2	20	5.89...6.51	7	1,000	5	4
MMBZ5235B	AN	6.8	20	6.46...7.14	5	750	3	5
MMBZ5236B	AP	7.5	20	7.13...7.88	6	500	3	6
MMBZ5237B	AR	8.2	20	7.79...8.61	8	500	3	6.5
MMBZ5238B	AX	8.7	20	8.27...9.14	8	600	3	6.5
MMBZ5239B	AY	9.1	20	8.65...9.56	10	600	3	7
MMBZ5240B	AZ	10	20	9.5...10.5	17	600	3	8
MMBZ5241B	BA	11	20	10.45...11.55	22	600	2	8.4
MMBZ5242B	BB	12	20	11.4...12.6	30	600	1	9.1
MMBZ5243B	BC	13	9.5	12.35...13.65	13	600	0.5	9.9
MMBZ5245B	BE	15	8.5	14.25...15.75	16	600	0.1	11
MMBZ5246B	BF	16	7.8	15.2...16.8	17	600	0.1	12
MMBZ5247B	BH	17	7.4	16.15...17.85	19	600	0.1	13
MMBZ5248B	BJ	18	7	17.1...18.9	21	600	0.1	14
MMBZ5249B	BK	19	6.6	18.05...19.95	23	600	0.1	14
MMBZ5250B	BM	20	6.2	19...21	25	600	0.1	15
MMBZ5251B	BN	22	5.6	20.9...23.1	29	600	0.1	17
MMBZ5252B	BP	24	5.2	22.8...25.2	33	600	0.1	18
MMBZ5253B	BR	25	5	23.75...26.25	35	600	0.1	19
MMBZ5254B	BX	27	4.6	25.65...28.35	41	600	0.1	21
MMBZ5255B	BY	28	4.5	26.6...29.4	44	600	0.1	21
MMBZ5256B	BZ	30	4.2	28.5...31.5	49	600	0.1	23
MMBZ5257B	CA	33	3.8	31.35...34.65	58	700	0.1	25
MMBZ5258B	CB	36	3.4	34.2...37.8	70	700	0.1	27
MMBZ5259B	CC	39	3.2	37.05...40.95	80	800	0.1	30
MMBZ5260B	CD	43	3	40.85...45.15	93	800	0.1	33
MMBZ5261B	CE	47	2.7	44.65...49.35	105	1,000	0.1	36

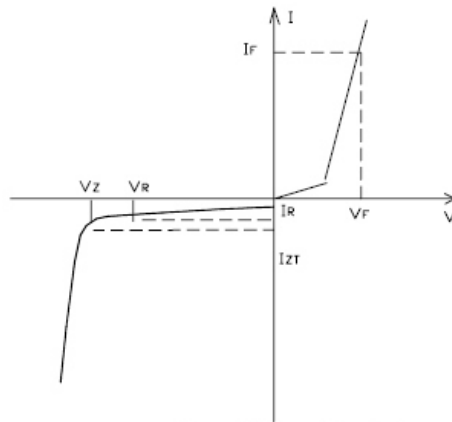
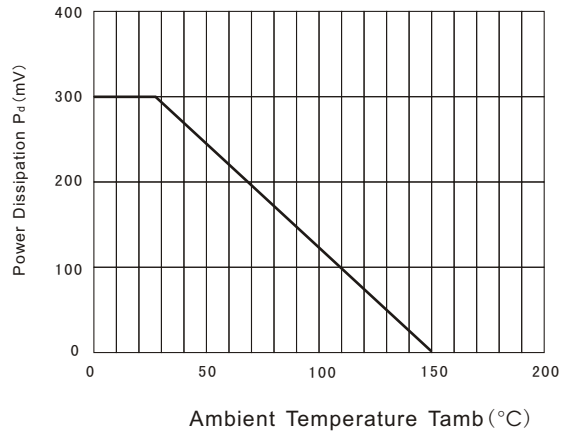
Note: 1) Tested with pulse tp=20ms.

MMBZ5223B ... MMBZ5261B

Typical Forward Voltage



Power Derating Curve



Zener Voltage Regulator