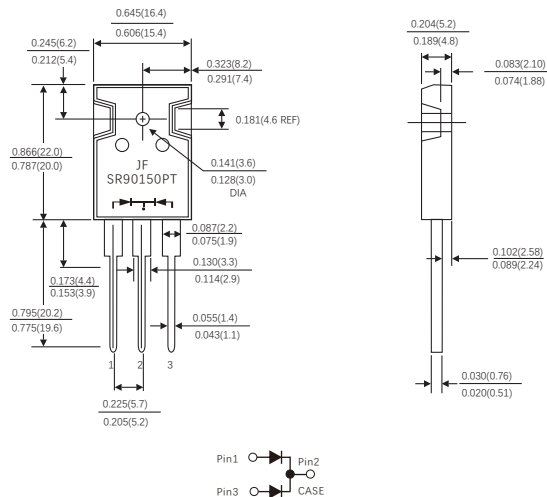


FEATURES

- Plastic package has Underwriters Laboratory Flammability Classification 94V-0
- Metal silicon junction ,majority carrier conduction
- Guard ring for overvoltage protection
- Low power loss ,high efficiency
- High current capability ,Low forward voltage drop
- High surge capability
- For use in low voltage ,high frequency inverters, free wheeling ,and polarity protection applications
- Dual rectifier construction
- High temperature soldering guaranteed :260 °C /10 seconds, 0.25"(6.35mm)from case
- Component in accordance to 2015/863/EU

TO-247AB



MECHANICAL DATA

- Case: TO-247AB molded plastic body
- Terminals: Lead solderable per MIL-STD-750,method 2026
- Polarity: As marked.
- Mounting Position: Any

MAXIMUM RATINGS AND ELECTRICAL CHARACTERISTICS

(Ratings at 25°C ambient temperature unless otherwise specified)

Parameters	Symbols	Value				Units	
Maximum repetitive peak reverse voltage	V _{RRM}	150				V	
Maximum RMS voltage	V _{RMS}	106				V	
Maximum DC blocking voltage	V _{DC}	150				V	
Maximum average forward rectified current(see Fig.1)	Per leg	45.0				A	
	Total device	90.0					
Peak forward surge current 8.3ms single half sine-wave superimposed on rated load (JEDEC method)	I _{FSM}	460				A	
Forward voltage at 45A per leg (Note 1)	V _F	TYP.	0.90	MAX.	0.95	V	
Maximum instantaneous reverse current at rated DC blocking voltage(Note 1)	I _R	T _J =25°C	TYP.	-	MAX.	50	uA
		T _J =125°C	TYP.	-	MAX.	5.0	mA
Typical thermal resistance (Note 2)	R _{θJC}	0.23				°C/W	
Operating junction temperature range	T _J	-55 to+150				°C	
Storage temperature range	T _{STG}	-55 to+150				°C	

Notes: 1.Pulse test: 300 us pulse width,1% duty cycle
2.Thermal resistance from junction to case

RATINGS AND CHARACTERISTIC OF SR90150PT

FIG.1-FORWARD CURRENT DERATING CURVE

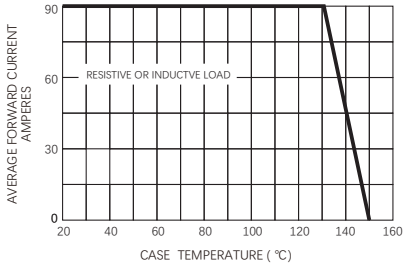


FIG.2-MAXIMUM NON-REPETITIVE PEAK FORWARD SURGE CURRENT

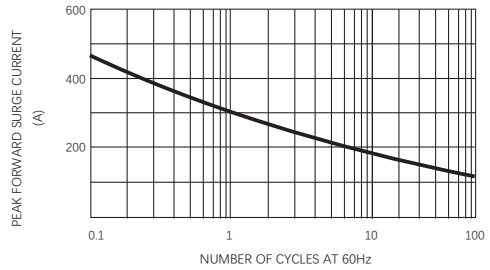


FIG.3-TYPICAL INSTANTANEOUS FORWARD CHARACTERISTICS

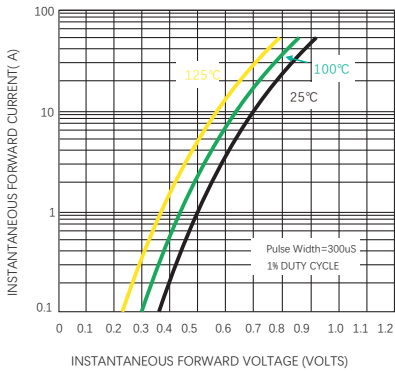
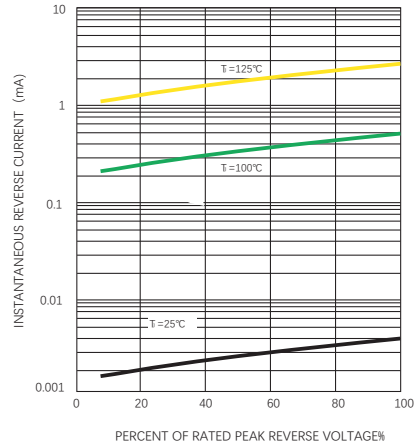


FIG.4-TYPICAL REVERSE CHARACTERISTICS



Friendship Reminder

- JiNan JingHeng (hereinafter referred to as JH) reserves the right to make changes to this document and its products and specifications at anytime without notice.
- Customers should obtain and confirm the latest product information and specifications before final design, purchase or use.
- JH makes no warranty, representation or guarantee regarding the suitability of its products for any particular purpose, nor does JH assume any liability for application assistance or customer product design.
- JH does not warrant or accept any liability with products which are purchased or used for any unintended or unauthorized application.
- No license is granted by implication or otherwise under any intellectual property rights of JH.
- JH's products are not authorized for use as critical components in life support devices or systems without express written approval of JH.