

FEATURES

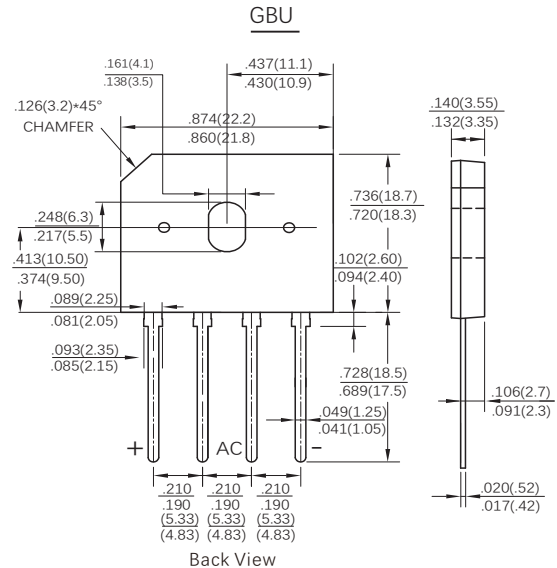
- Plastic package has Underwriters Laboratory Flammability Classification 94V-0
- Glass passivated chip junction
- High current capability,Low forward voltage drop
- Soft recovery improves EMC performance
- High temperature soldering guaranteed:260°C/10 seconds at terminals
- Component in accordance to RoHS 2015/863/EU

MECHANICAL DATA

- Case: GBU molded plastic body
- Terminals: Plated leads solderable per MIL-STD-750,method 2026
- Mounting Position: Any

TYPICAL APPLICATIONS

Used in AC/DC bridge full wave rectification for SMPS, lighting ballaster, adapter, charger, home appliances, office equipment, and telecommunication applications.



Dimensions in inches and (millimeters)

MAXIMUM RATINGS AND ELECTRICAL CHARACTERISTICS

(Rating at 25°C ambient temperature unless otherwise specified. Single phase ,half wave , resistive or inductive load. For capacitive load,derate current by 20%.)

Parameters	Symbol	RGBU1510	Units
Maximum Reverse Peak Reverse Voltage	V_{RRM}	1000	Volts
Maximum RMS Voltage	V_{RMS}	700	Volts
Maximum DC Blocking Voltage	V_{DC}	1000	Volts
Maximum Average Forward Rectified Current, (See Fig 2)	I_{FAV}	15.0	Amps
Peak Forward Surge Current 8.3ms single half sine-wave superimposed on rated load	I_{FSM}	200	Amps
Rating for Fusing (t =8.3ms)	I^2t	166	A ² S
Maximum Instantaneous Forward Voltage at 7.5A DC	V_F	1.25	Volts
Maximum DC Reverse Current at rated DC blocking voltage	$T_A=25^{\circ}C$	5	μA
	$T_A=125^{\circ}C$	100	μA
Typical Junction Capacitance (Note 1)	C_j	70	pF
Typical thermal resistance (Note 2)	Junction-Ambient	$R_{\theta JA}$	25
	Junction-Case	$R_{\theta JC}$	1.8
Maximum reverse recovery time(Note3)	trr	500	ns
Operating junction and storage temperature range	T_j / T_{STG}	-55 to +150	$^{\circ}C$

NOTE: 1.Measured at 1MHz and applied reverse voltage of 4.0 Volts.
2 Unit mounted on 50mm x 50mm x 1.6mm copper plate heatsink
3. Test conditions: $I_s=0.5A, I_R=1.0A, I_{RM}=0.25A$.

FIG.1-MAXIMUM FORWARD SURGE CURRENT

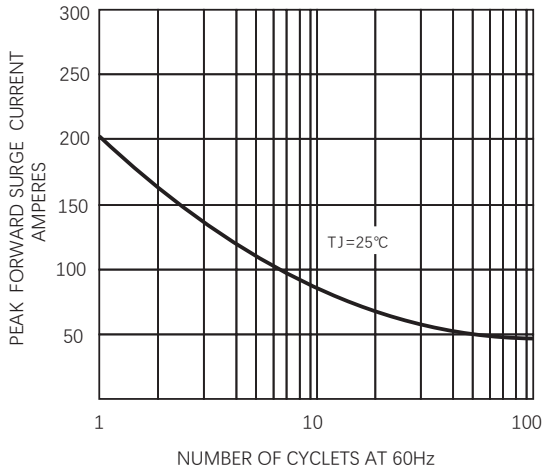


FIG.2 FORWARD CURRENT DERATING CURVE

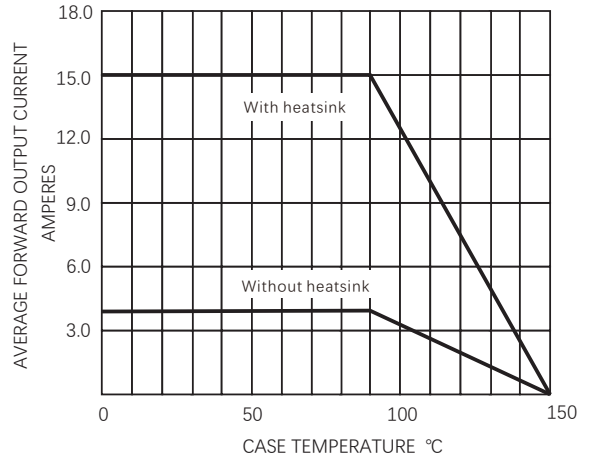


FIG. 3-TYPICAL FORWARD CHARACTERISTICS

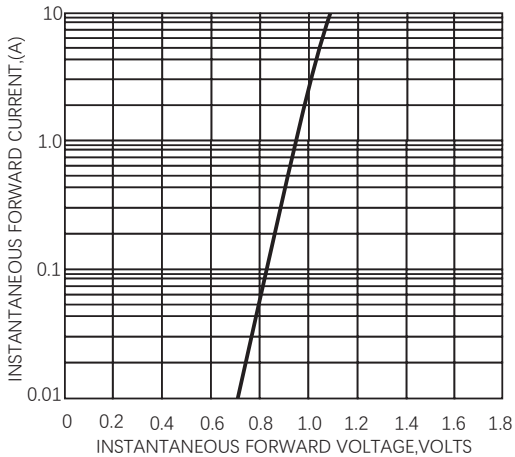
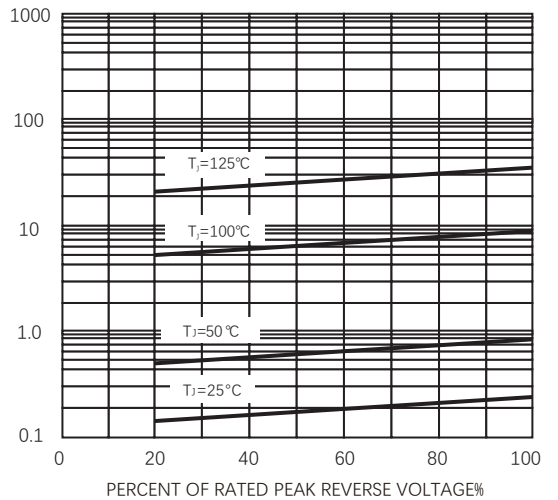


FIG.4 -TYPICAL REVERSE CHARACTERISTICS



Friendship Reminder

- JiNan JingHeng (hereinafter referred to as JH) reserves the right to make changes to this document and its products and specifications at anytime without notice.
- Customers should obtain and confirm the latest product information and specifications before final design, purchase or use.
- JH makes no warranty, representation or guarantee regarding the suitability of its products for any particular purpose, nor does JH assume any liability for application assistance or customer product design.
- JH does not warrant or accept any liability with products which are purchased or used for any unintended or unauthorized application.
- No license is granted by implication or otherwise under any intellectual property rights of JH.
- JH's products are not authorized for use as critical components in life support devices or systems without express written approval of JH.