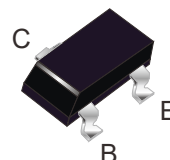


Features

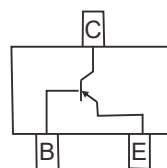
- Epoxy meets UL-94 V-0 flammability rating
- Complementary to MMST2222A
- Power Dissipation of 200 mW
- High Stability and High Reliability

SOT-323



Mechanical Data

- Case:SOT-323
- Terminals:Plated solderable per MIL-STD-750,method 2026
- Mounting Position: Any
- Marking:K3F



Maximum Ratings($T_A=25^{\circ}\text{C}$ Unless otherwise specified)

Parameter	Symbol	Unit	Value
Collector-Emitter Voltage	V_{CEO}	V	-60
Collector-Base Voltage	V_{CBO}	V	-60
Emitter-Base Voltage	V_{EBO}	V	-5
Collector Current, Continuous	I_C	mA	-600
Collector Power Dissipation	P_D	mW	200
Operation Junction Temperature	T_J	$^{\circ}\text{C}$	-55 to +150
Storage Temperature	T_{STG}	$^{\circ}\text{C}$	-55 to +150
Thermal resistance From junction to ambient	$R_{\theta JA}$	$^{\circ}\text{C}/\text{W}$	625

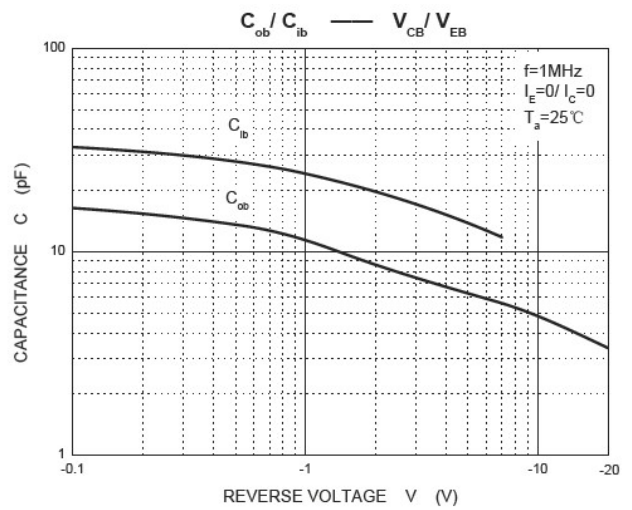
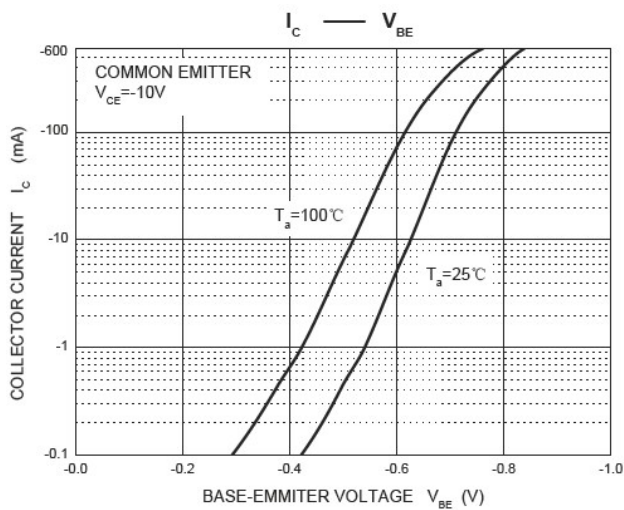
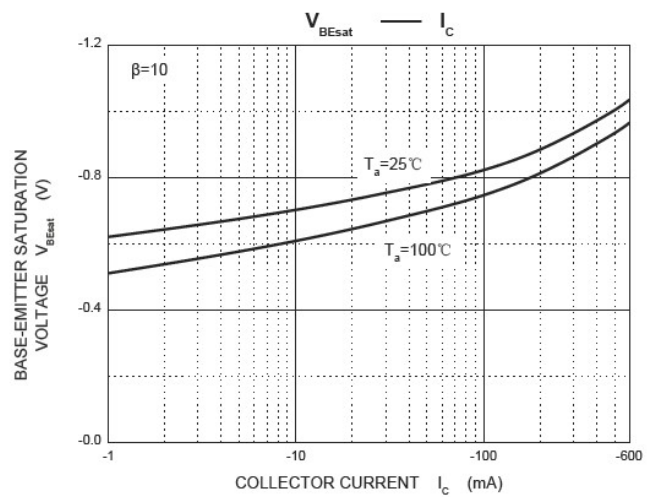
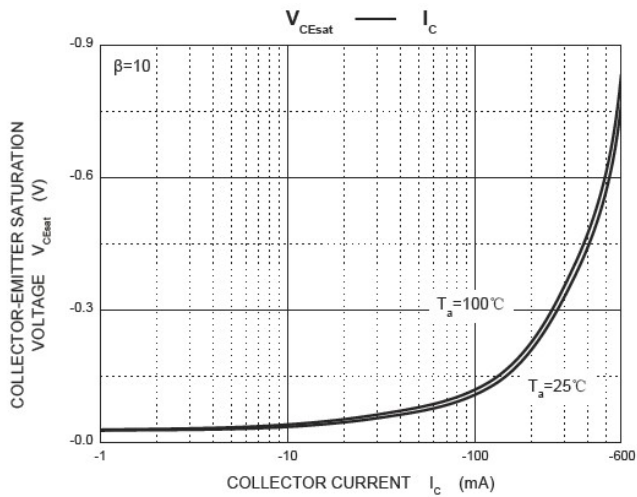
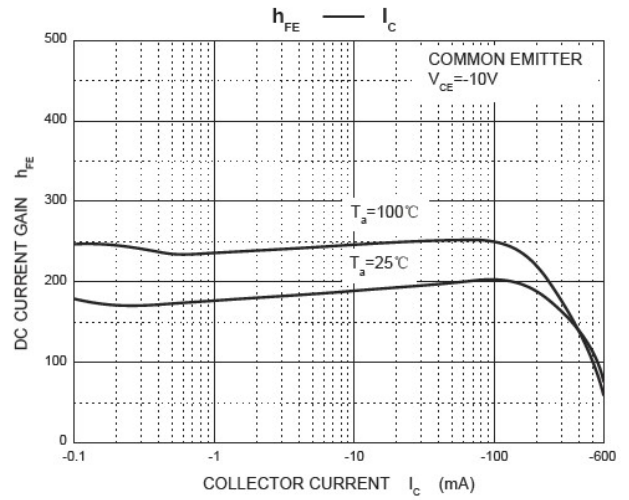
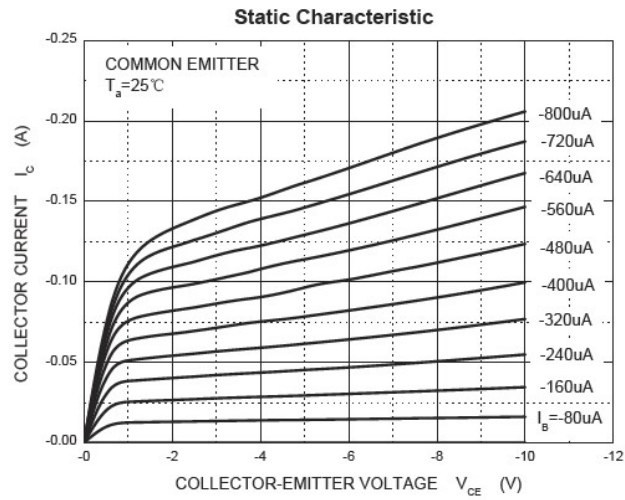
MMST2907A

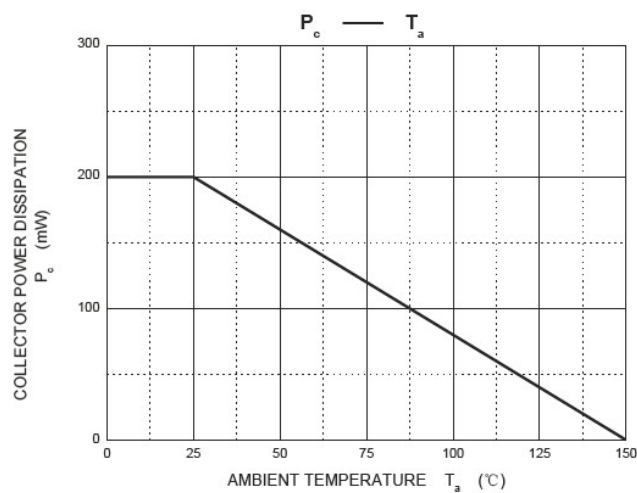
Electrical Characteristics($T_A=25^{\circ}\text{C}$ Unless otherwise specified)

Parameter	Symbol	Unit	Conditions	Min	Max
Collector-Emitter Breakdown Voltage	$V_{(BR)CEO}$	V	$I_C=-10\text{mA}, I_B=0$	-60	---
Collector-Base Breakdown Voltage	$V_{(BR)CBO}$	V	$I_C=-10\mu\text{A}, I_E=0$	-60	---
Emitter-Base Breakdown Voltage	$V_{(BR)EBO}$	V	$I_E=-10\mu\text{A}, I_C=0$	-5	---
Collector cut-off Current	I_{CBO}	nA	$V_{CB}=-50\text{V}, I_E=0$	---	-100
Collector cut-off Current	I_{CES}	nA	$V_{CB}=-50\text{V}, I_B=0$	---	-100
Emitter cut-off Current	I_{EBO}	nA	$V_{EB}=-3\text{V}, I_C=0$	---	-100
DC Current Gain	$h_{FE(1)}$		$I_C=-150\text{mA}, V_{CE}=-10\text{V}$	100	300
	$h_{FE(2)}$		$I_C=-0.1\text{mA}, V_{CE}=-10\text{V}$	75	---
	$h_{FE(3)}$		$I_C=-1\text{mA}, V_{CE}=-10\text{V}$	100	---
	$h_{FE(4)}$		$I_C=-10\text{mA}, V_{CE}=-10\text{V}$	100	---
	$h_{FE(5)}$		$I_C=-500\text{mA}, V_{CE}=-10\text{V}$	50	---
Collector-Emitter Saturation Voltage	$V_{CE(sat)}$	V	$I_C=-150\text{mA}, I_B=-15\text{mA}$	---	-0.40
			$I_C=-500\text{mA}, I_B=-50\text{mA}$	---	-1.60
Base-Emitter Saturation Voltage	$V_{BE(sat)}$	V	$I_C=-150\text{mA}, I_B=-15\text{mA}$	---	-1.30
			$I_C=-500\text{mA}, I_B=-50\text{mA}$	---	-2.60
Output Capacitance	C_{ob}	pF	$V_{CB}=-10\text{V}, f=0.1\text{MHz}, I_E=0$	---	8
Input Capacitance	C_{ib}	pF	$V_{EB}=-2\text{V}, f=0.1\text{MHz}, I_C=0$	---	30
Current Gain-Bandwidth Product	f_T	MHz	$I_C=-50\text{mA}, V_{CE}=-20\text{V}$ $f=100\text{MHz}$	200	---
Delay time	t_d	nS	$V_{CC}=-30\text{V}, V_{BE(off)}=-0.5\text{V}$ $I_C=-150\text{mA}, I_{B1}=-15\text{mA}$	---	10
Rise time	t_r	nS		---	40
Storage time	t_s	nS	$V_{CC}=-6\text{V}, I_C=-150\text{mA},$ $I_{B1}=I_{B2}=-15\text{mA}$	---	80
Fall time	t_f	nS		---	30

Pulse test:pulse width $\leq 300\mu\text{s}$,duty cycle $\leq 2.0\%$

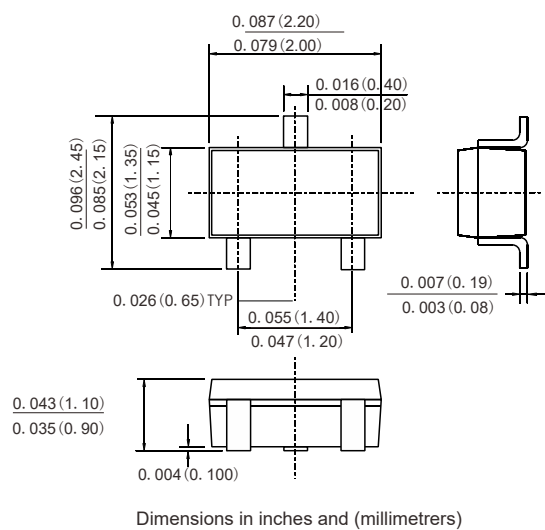
Characteristics(Typical)



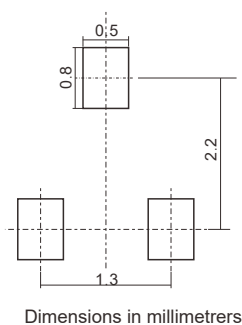


Outline Dimensions

SOT-323



Suggested pad layout



Friendship Reminder

■ JiNan JingHeng (hereinafter referred to as JH) reserves the right to make changes to this document and its products and specifications at anytime without notice.

济南晶恒（以下简称 JH）保留未经通知，变更本文件和与本文件相关的产品及规格的权利。

■ Customers should obtain and confirm the latest product information and specifications before final design, purchase or use.

使用方应在使用、采购本产品之前获取并确认产品信息和规格书的最新版本。

■ JH makes no warranty, representation or guarantee regarding the suitability of its products for any particular purpose, nor does JH assume any liability for application assistance or customer product design.

JH 对其产品用于某特定用途的适用性，既不做任何保证、说明或担保，也不承担任何应用协助或使用方设计的法定责任。

■ JH does not warrant or accept any liability with products which are purchased or used for any unintended or unauthorized application.

JH 不保证或承担任何责任，其产品被采购使用于任何非预期或授权的应用，

■ No license is granted by implication or otherwise under any intellectual property rights of JH.

此规格书属于 JH 的知识产权,没有经过我司授权不得抄袭。

■ JH's products are not authorized for use as critical components in life support devices or systems without express written approval of JH.

没有 JH 的书面授权，JH 的产品不能在生命支撑设备或系统里作为关键零件使用。