

FEATURES

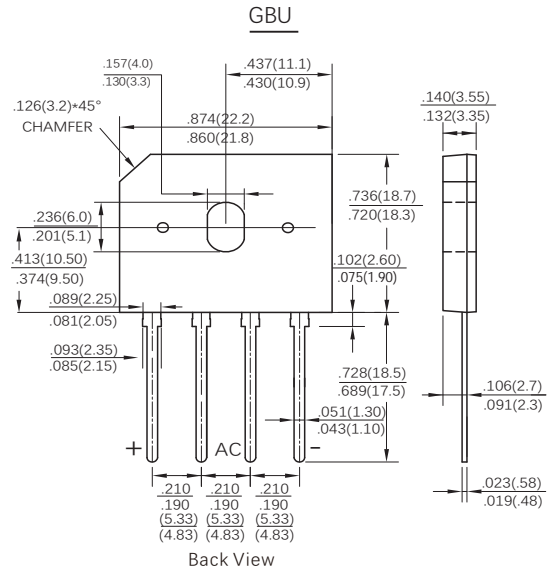
- Plastic package has Underwriters Laboratory Flammability Classification 94V-0
- Glass passivated chip junction
- High current capability
- Low forward voltage drop
- High temperature soldering guaranteed:260°C/10 seconds at terminals
- Component in accordance to RoHS 2015/863/EU

MECHANICAL DATA

- Case: GBU molded plastic body
- Terminals: Plated leads solderable per MIL-STD-750,method 2026
- Mounting Position: Any

TYPICAL APPLICATIONS

Used in AC/DC bridge full wave rectification for SMPS, lighting ballaster, adapter, charger, home appliances, office equipment, and telecommunication applications.



Dimensions in inches and (millimeters)

MAXIMUM RATINGS AND ELECTRICAL CHARACTERISTICS

(Rating at 25°C ambient temperature unless otherwise specified. Single phase ,half wave , resistive or inductive load. For capacitive load,derate current by 20%.)

Parameters	Symbol	GBU2001	GBU2002	GBU2004	GBU2006	GBU2008	GBU2010	Units
Maximum Reverse Peak Reverse Voltage	V_{RRM}	100	200	400	600	800	1000	Volts
Maximum RMS Voltage	V_{RMS}	70	140	280	420	560	700	Volts
Maximum DC Blocking Voltage	V_{DC}	100	200	400	600	800	1000	Volts
Maximum Average Forward Rectified Current, (See Fig 2)	I_{FAV}	20.0						Amps
Peak Forward Surge Current 8.3ms single half sine-wave superimposed on rated load	I_{FSM}	260						Amps
Rating for Fusing (t =8.3ms)	I^2t	280						A ² S
Maximum Instantaneous Forward Voltage at 10A DC	V_F	1.00						Volts
Maximum DC Reverse Current at rated DC blocking voltage	$T_J = 25^\circ\text{C}$	5						μA
	$T_J = 125^\circ\text{C}$	100						μA
Typical Junction Capacitance (Note 1)	C_J	52						pF
Typical thermal resistance (Note 2)	Junction-Ambient	25						$^\circ\text{C}/\text{W}$
	Junction-Case	1.5						
Operating temperature range	T_J	-55 to +150						$^\circ\text{C}$
Storage temperature range	T_{STG}	-55 to +150						$^\circ\text{C}$

NOTE: 1.Measured at 1MHz and applied reverse voltage of 4.0 Volts.
2 Unit mounted on 75mm x 45mm x 5.5mm AL plate heatsink

FIG.1-MAXIMUM FORWARD SURGE CURRENT

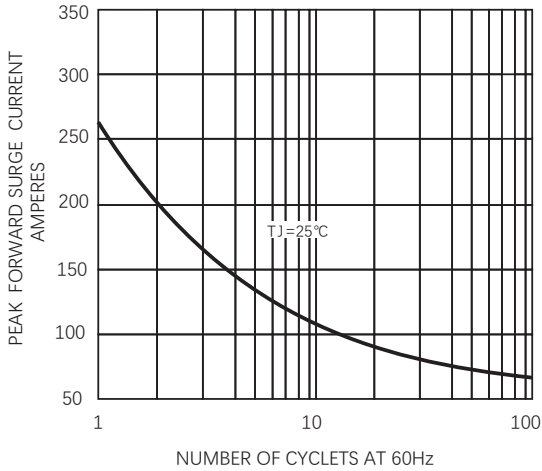


FIG.2 FORWARD CURRENT DERATING CURVE

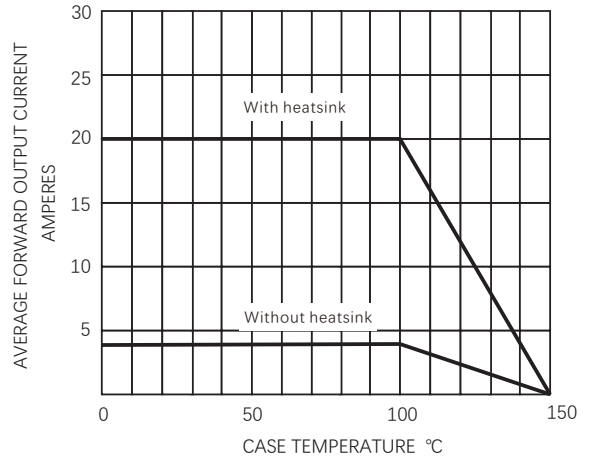


FIG. 3-TYPICAL FORWARD CHARACTERISTICS

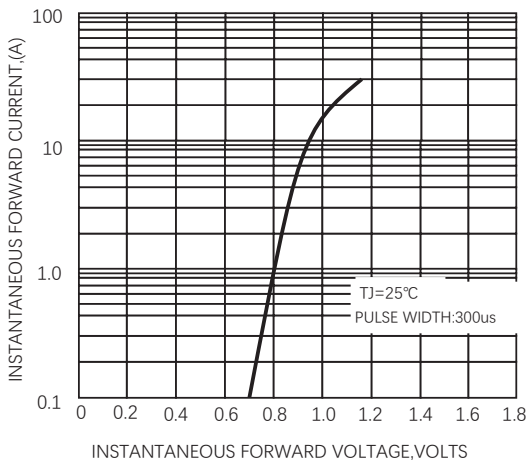
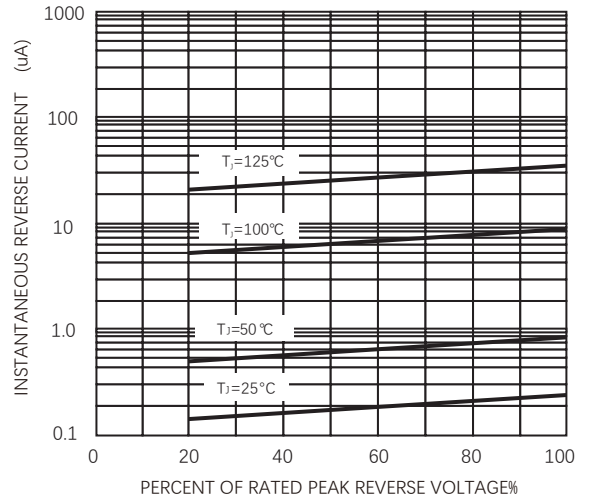


FIG.4 -TYPICAL REVERSE CHARACTERISTICS



Friendship Reminder

- JiNan JingHeng (hereinafter referred to as JH) reserves the right to make changes to this document and its products and specifications at anytime without notice.
- Customers should obtain and confirm the latest product information and specifications before final design, purchase or use.
- JH makes no warranty, representation or guarantee regarding the suitability of its products for any particular purpose, nor does JH assume any liability for application assistance or customer product design.
- JH does not warrant or accept any liability with products which are purchased or used for any unintended or unauthorized application.
- No license is granted by implication or otherwise under any intellectual property rights of JH.
- JH's products are not authorized for use as critical components in life support devices or systems without express written approval of JH.