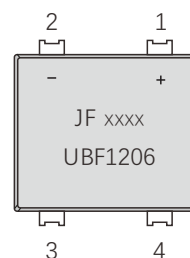


UBF

FEATURES:

- Glass Passivated Chip Junction
- Reverse Voltage - 600 V
- Forward Current - 12.0 A
- Designed for Surface Mount Application

HALOGEN
FREE

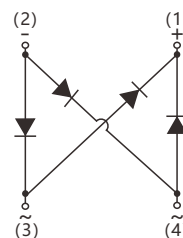


Marking:

JF:Logo
xxxx:Date code
UBF1206:Type
+ -:Polarity

MECHANICAL DATA

- Case: UBF
- Terminals: Solderable per MIL-STD-750, Method 2026
- Approx. Weight: 0.461g / 0.0163oz



MAXIMUM RATINGS AND ELECTRICAL CHARACTERISTICS

Ratings at 25°C ambient temperature unless otherwise specified

PARAMETER	SYMBOL	UBF1206	Units
Maximum Recurrent Peak Reverse Voltage	V_{RRM}	600	V
Maximum RMS voltage	V_{RMS}	420	V
Maximum DC Blocking Voltage	V_{DC}	600	V
Average Rectified Output Current	I_o	12.0	A
Peak Forward Surge Current, 8.3ms Single Half Sine-wave Superimposed on Rated Load (JEDEC method)	I_{FSM}	350	A
I^2t Rating for Fusing ($t=8.3ms$)	I^2t	508	A ² S
Typical Thermal Resistance ⁽¹⁾	$R_{\theta JA}$ $R_{\theta JC}$ $R_{\theta JL}$	60 6 14	°C/W
Operating and Storage Temperature Range	T_j, T_{stg}	-55 ~ +150	°C

(1) Mounted on glass epoxy PC board with 4 X 1.5" X 1.5" (3.81X3.81cm) copper pad

MAXIMUM RATINGS AND ELECTRICAL CHARACTERISTICS

Ratings at 25°C ambient temperature unless otherwise specified

PARAMETER	SYMBOL	TEST CONDITIONS	TYP	MAX	Units
Instantaneous forward voltage	V_F	$I_F=12A$ $T_j=25^\circ C$	—	1.00	V
Reverse current at DC blocking voltage	I_R	$T_j=25^\circ C$ $T_j=125^\circ C$	—	5 100	uA
Typical Junction Capacitance	C_j	$f=1MHz, V_R=4V$ DC $T_j=25^\circ C$	82	—	pF

Fig.1 Average Rectified Output Current Derating Curve

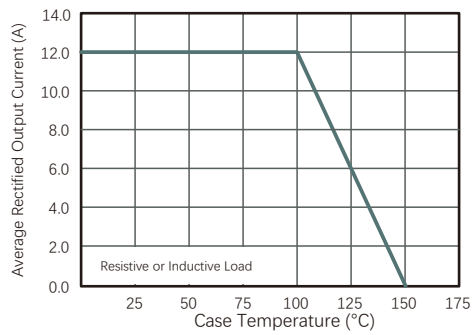


Fig.2 Typical Reverse Characteristics

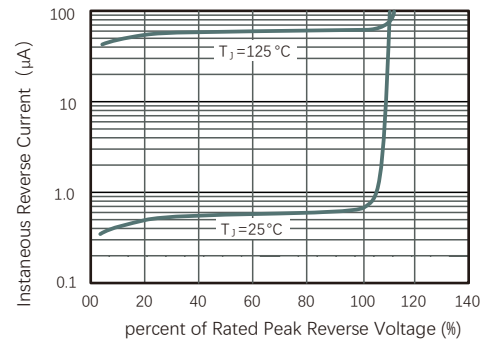


Fig.3 Typical Instantaneous Forward Characteristics

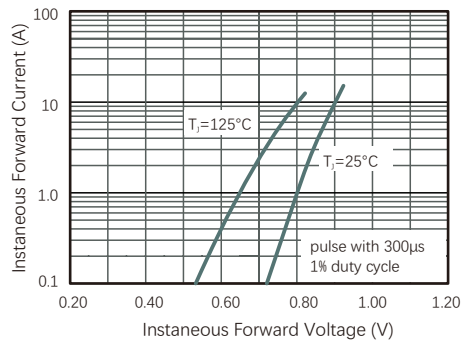


Fig.4 Typical Junction Capacitance

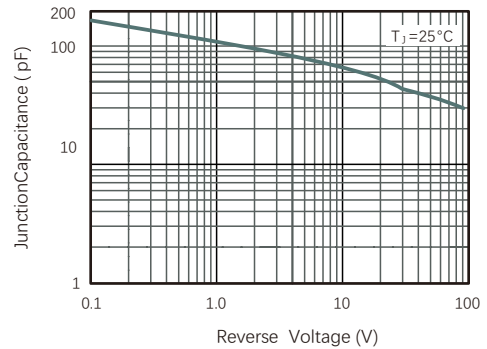
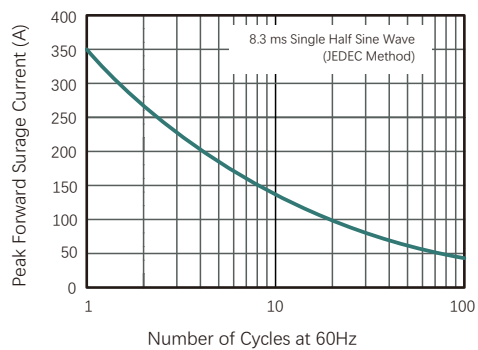
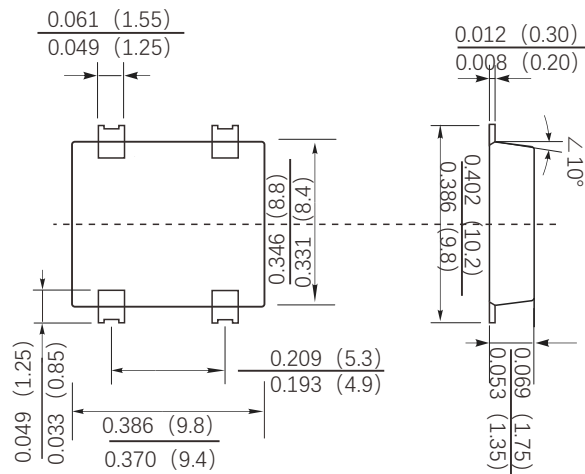


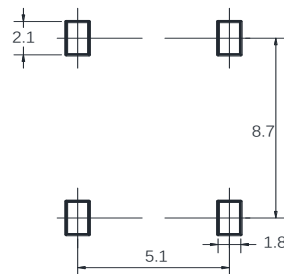
Fig.5 Maximum Non-Repetitive Peak Forward Surge Current



UBF



Suggested solder pad layout



(设计者可参考推荐值根据焊接工艺要求自行确定适合的焊盘尺寸)
(Designers can refer to the recommended values according to the manufacturing process requirements to determine the appropriate pad size)

Dimensions in millimeters

Friendship Reminder

- JiNan JingHeng (hereinafter referred to as JH) reserves the right to make changes to this document and its products and specifications at anytime without notice.
- Customers should obtain and confirm the latest product information and specifications before final design, purchase or use.
- JH makes no warranty, representation or guarantee regarding the suitability of its products for any particular purpose, nor does JH assume any liability for application assistance or customer product design.
- JH does not warrant or accept any liability with products which are purchased or used for any unintended or unauthorized application.
- No license is granted by implication or otherwise under any intellectual property rights of JH.
- JH's products are not authorized for use as critical components in life support devices or systems without express written approval of JH.