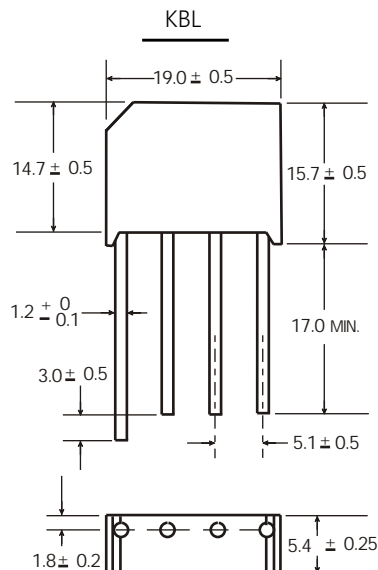


FEATURES

- Plastic package has Underwriters Laboratory Flammability Classification 94V-0
- Improve EMI conduction characteristics
- High surge current capability
- High temperature soldering guaranteed: 260°C/10 seconds at terminals
- Component in accordance to RoHS 2015/863/EU

MECHANICAL DATA

- Case: KBL molded plastic body
- Terminals: Plated leads solderable per MIL-STD-750, method 2026
- Mounting Position: Any



Dimensions in millimeters

MAXIMUM RATINGS AND ELECTRICAL CHARACTERISTICS

(Rating at 25°C ambient temperature unless otherwise specified. Single phase, half wave, 60Hz, resistive or inductive load. For capacitive load, derate current by 20%.)

Parameter	Symbols	RKBL406	Units
Maximum Recurrent Peak Reverse Voltage	V_{RRM}	600	Volts
Maximum RMS Voltage	V_{RMS}	420	Volts
Maximum DC Blocking Voltage	V_{DC}	600	Volts
Maximum Average Forward Rectified Current	$I_{(AV)}$	4.0	Amp
Peak Forward Surge Current 8.3ms single half sine-wave superimposed on rated load (JEDEC method)	I_{FSM}	120	Amps
Rating for fusing ($t \leq 8.3ms$)	I^2t	60	A^2s
Maximum Instantaneous Forward Voltage at 4.0 A DC	V_F	1.30	Volts
Maximum DC Reverse Current at rated DC blocking voltage	$T_A=25^\circ C$	5	μA
	$T_A=125^\circ C$	200	
Maximum Reverse Recovery Time (Note 1)	T_{RR}	500	ns
Typical thermal resistance (Note 2)	$R_{\theta JA}$	26	$^\circ C/W$
Operating temperature range	T_J	-55 to +150	$^\circ C$
Storage temperature range	T_{STG}	-55 to +150	$^\circ C$

Note: 1. $I_F=0.5A, I_R=1A, I_{RR}=0.25A$

2. Thermal resistance junction to ambient with units mounted on 3.0×3.0×0.11" thick aluminum plate

FIG.1-MAXIMUM FORWARD SURGE CURRENT

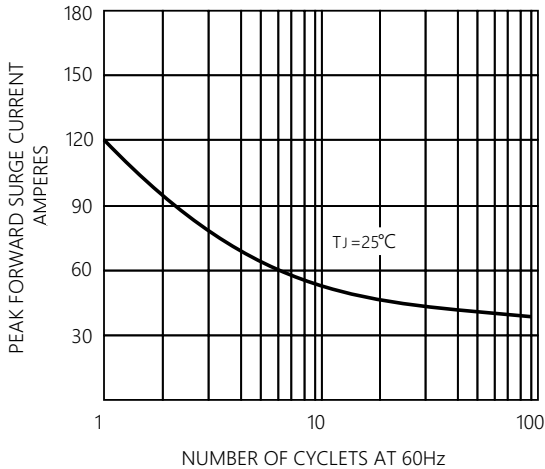


FIG.2-DERATING CURVE
OUTPUT RECTIFIED CURRENT

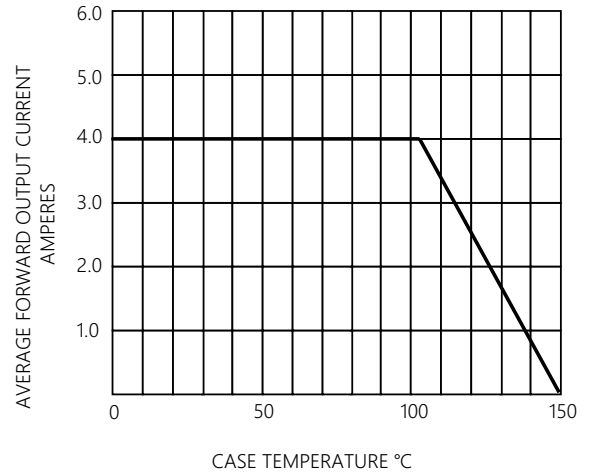


FIG.3-TYPICAL FORWARD CHARACTERISTICS

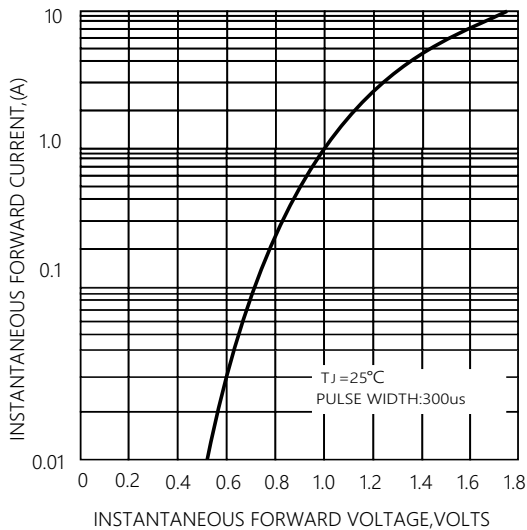
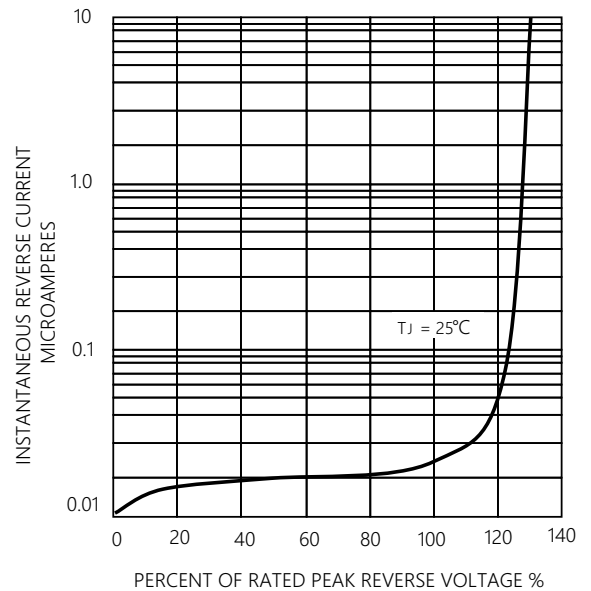


FIG.4 -TYPICAL REVERSE CHARACTERISTICS



Friendship Reminder

■ JiNan JingHeng (hereinafter referred to as JH) reserves the right to make changes to this document and its products and specifications at anytime without notice.

■ Customers should obtain and confirm the latest product information and specifications before final design, purchase or use.

■ JH makes no warranty, representation or guarantee regarding the suitability of its products for any particular purpose, nor does JH assume any liability for application assistance or customer product design.

■ JH does not warrant or accept any liability with products which are purchased or used for any unintended or unauthorized application.

■ No license is granted by implication or otherwise under any intellectual property rights of JH.

■ JH is products are not authorized for use as critical components in life support devices or systems without express written approval of JH.