


### FEATURES

- Low Forward Voltage
- High surge capability
- Extremely low switching losses
- Component in accordance to RoHS 2015/863/EU



### MECHANICAL DATA

- Case: D
- Molding compound meets UL94V-0 flammability rating
- Polarity: As marked

### TYPICAL APPLICATIONS

- Rectifiers in switch mode power
- Supplies(SMPS)
- Free wheeling diode in low voltage converters

### Circuit



### ABSOLUTE MAXIMUM RATINGS

Parameters	Symbol	Test conditions	Value	Unit
Maximum repetitive peak reverse voltage	$V_{RRM}$		200	V
Maximum Continuous forward current, per diode	$I_F$	$T_c=125^{\circ}\text{C}$	200	A
Single pulse forward current, per diode	$I_{FSM}$	$t=8.3\text{ms}, \text{half sine}$	2000	A
RMS isolation voltage	$V_{iso}$	AC,, $t=1\text{min}$	3000	V
Maximum junction temperature	$T_J$		150	$^{\circ}\text{C}$
Storage temperture	$T_{stg}$		-40 ~ 125	$^{\circ}\text{C}$
Thermal Resistance	$R_{\theta JC}$	Junction-to-Case	0.45	$^{\circ}\text{C/W}$

## ELECTRICAL CHARACTERISTICS

Parameters	Symbol	Test conditions	Min	Typ	Max	Units
Cathode to anodebreak down voltage	VBR	$I_R=200\mu A$	200	-	-	V
Forward voltage	VF	$I_F=200A$ $T_J=25^{\circ}C$		1.1	1.3	
		$I_F=200A$ $T_J=125^{\circ}C$		-	0.9	
Reverse leakage current	IR	$V_R=V_{Rrated}$ $T_J=25^{\circ}C$		-	20	$\mu A$
		$V_R=V_{Rrated}$ $T_J=125^{\circ}C$		-	10	mA

FIG.1-TYPRCAL FORWARD CURRENT DERATING CURVE

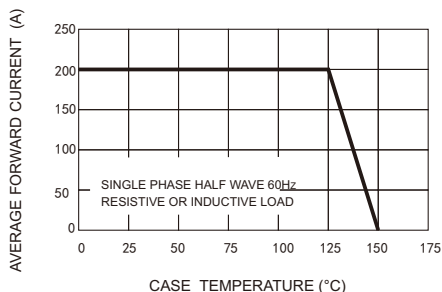


FIG.2-MAXIMUM NON-REPETITIVE FORWARD SURGE CURRENT

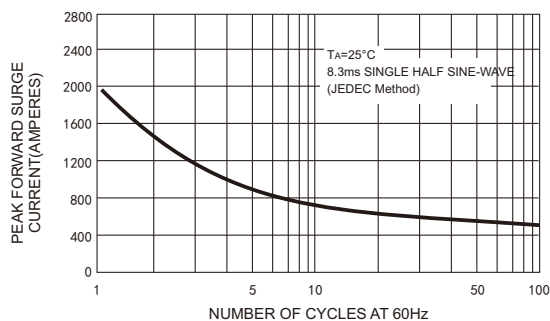


FIG4-TYPICAL FORWARD CHARACTERISTICS

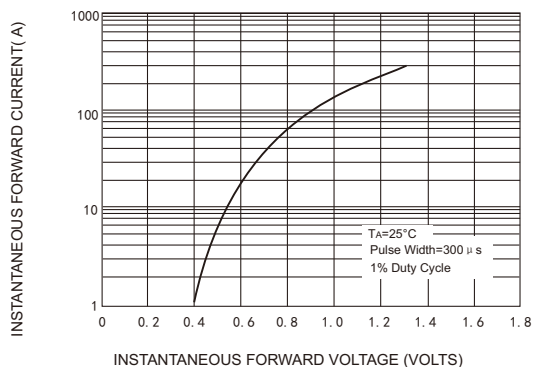
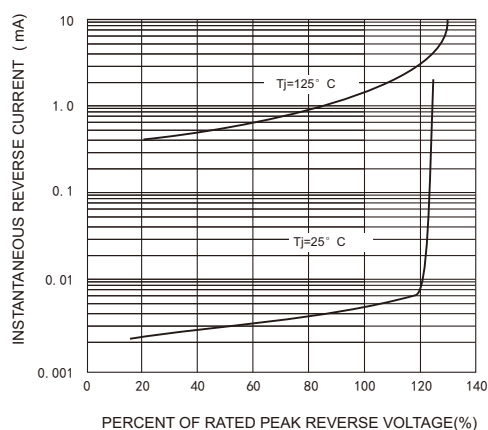


FIG.5-TYPICAL REVERSE CHARACTERISTICS



## D



J	D4S	200	-	200
①	②	③		④

- ① JH' s power module
- ② Circuit configuration, S-Power Schottky Rectifier, Circuit-4
- ③ Maximum average forward current , 200A
- ④ Voltage code 200V

## Friendship Reminder

- JiNan JingHeng (hereinafter referred to as JH) reserves the right to make changes to this document and its products and specifications at anytime without notice.
- Customers should obtain and confirm the latest product information and specifications before final design, purchase or use.
- JH makes no warranty, representation or guarantee regarding the suitability of its products for any particular purpose, nor does JH assume any liability for application assistance or customer product design.
- JH does not warrant or accept any liability with products which are purchased or used for any unintended or unauthorized application.
- No license is granted by implication or otherwise under any intellectual property rights of JH.
- JH's products are not authorized for use as critical components in life support devices or systems without express written approval of JH.