


FEATURES

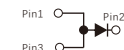

- Power pack
- Metal silicon junction ,majority carrier conduction
- Guard ring for overvoltage protection
- Low power loss ,high efficiency
- High current capability ,low forward voltage drop
- High forward surge capability
- High frequency operation
- Per J-STD-020,LF MAX peak of 260°C (for TO-263 package)
- Solder bath temperature 275°C maximum, 10s, per JESD22-B106 (for TO-220AB and ITO-220AB package)
- Component in accordance to RoHS 2015/863/EU



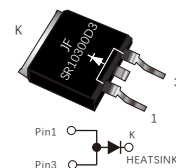
TO-220AB



ITO-220AB



TO-263
SR10300D3



MECHANICAL DATA

- Case: JEDEC TO-220AB、ITO-220AB、TO-263
- Molding compound meets UL94V-0 flammability rating
- Terminals: Lead solderable per J-STD-002 and JESD22-B102
- Polarity: As marked
- Mounting Torque: 10 in-lbs maximum

TYPICAL APPLICATIONS

For use in low voltage ,high frequency inverters ,DC/DC converters,free wheeling ,and polarity protection applications

MAXIMUM RATINGS

(Ratings at 25°C ambient temperature unless otherwise specified)

Parameter	Symbol	Value	Unit
Maximum repetitive peak reverse voltage	V_{RRM}	300	V
Maximum average forward rectified current (see fig.1)	$I_F(AV)$	5.0	A
		10.0	
Peak forward surge current 8.3ms single half sine-wave superimposed on rated load (JEDEC method at rated TL)	I_{FSM}	200	A
Operating junction and Storage temperature range	T_J, T_{stg}	-55 to+150	°C

PRIMARY CHARACTERISTICS

$I_F(AV)$	10A
V_{RRM}	300V
I_{FSM}	200A
V_F at $I_F=10A(125^{\circ}C)$	0.72V
I_R	0.3μA
$T_J(MAX)$	150°C
Package	TO-220AB, ITO-220AB, TO-263
Diode variations	Single Chip

ELECTRICAL CHARACTERISTICS (Pin1 & Pin2 is shorted,TA=25°C Unless otherwise noted)

Parameter	Test Conditions		Symbol	Typ.	Max.	Unit
Instaneous forward voltage	I _F =10A	T _J =25°C	V _F ¹⁾	0.84	0.90	V
		T _J =125°C		0.73	0.80	
	I _F =6A	T _J =25°C		0.81	-	
		T _J =125°C		0.68	-	
Reverse current	V _R =300V	T _J =25°C	I _R ²⁾	-	5.0	μA
		T _J =125°C		-	1.5	mA
Typical junction capacitance	4V,1MHz		C _J	116		pF

Notes: 1.Pulse test: 300 μs pulse width,1% duty cycle

2.Pulse test: pulse width ≤40ms

THERMAL CHARACTERISTICS

Parameter	Symbol	SR10300CT	SRF10300CT	SR10300D3	Unit
Typical thermal resistance ³⁾	R _{θjc}	2.5	4.5	2.5	°C/W

3.Thermal resistance from junction to case

AVAILABALE PACK INFORMATION

Product code	Pack	Carton Size L×W×H(mm)	Inner Box Size L×W×H(mm)	Tube Length (mm)	Inner Box Number	Tube Number Per A Inner Box	Part Number Per A Tube	Quantity(carton) (K)
SR10300CT-TO-220AB	Tube	565×225×170	548×151×37	540	5	20	50	5
SFR10300CT-ITO-220AB	Tube	565×225×170	548×151×37	540	5	20	50	5
SR10300D1-TO-263	Tube	565×225×170	548×151×37	538	5	20	50	5
Product code	Pack	Carton Size L×W×H(mm)	Inner Box Size L×W×H(mm)	Reel Diameter (mm)	Inner Box Number	Reel Number Per A Inner Box	Part Number Per A Reel	Quantity(carton) (K)
SR10300D3-TO-263	Reel	364×364×235	330×330×38	φ330	5	1	800	4

FIG.1-FORWARD CURRENT DERATING CURVE

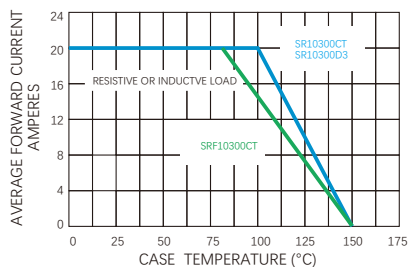


FIG.2-MAXIMUM NON-REPETITIVE PEAK FORWARD SURGE CURRENT

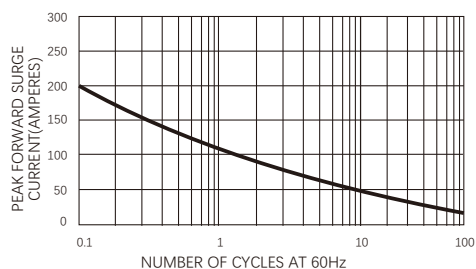


FIG.3-TYPICAL INSTANTANEOUS FORWARD CHARACTERISTICS

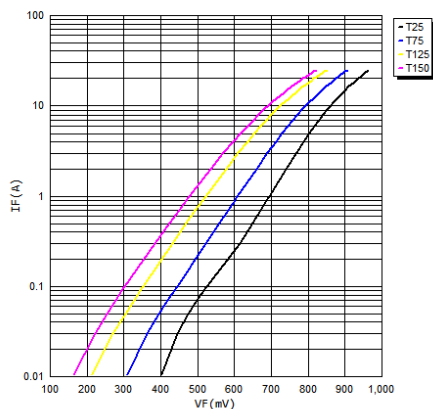


FIG.4-TYPICAL REVERSE CHARACTERISTICS

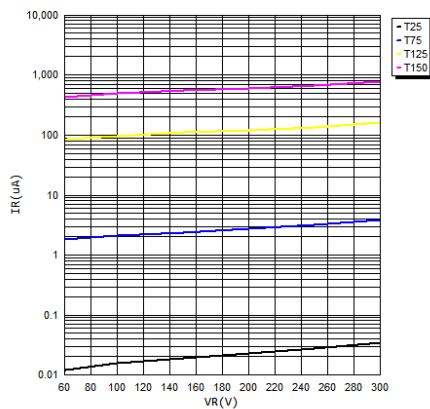
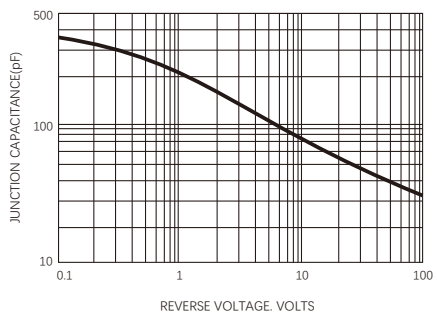
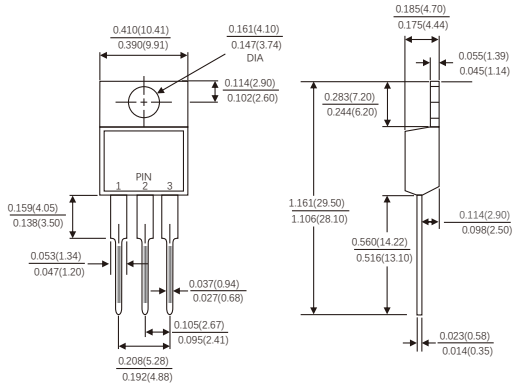


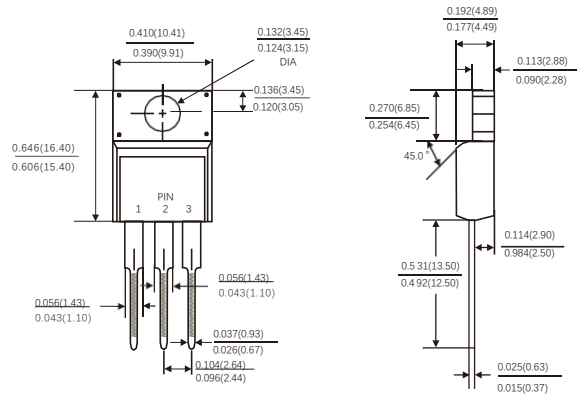
FIG.5-TYPICAL JUNCTION CAPACITANCE



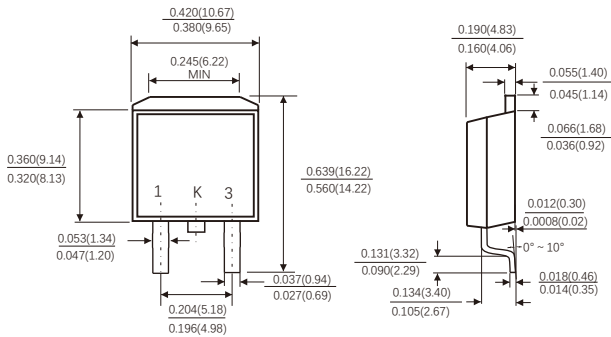
TO-220AB



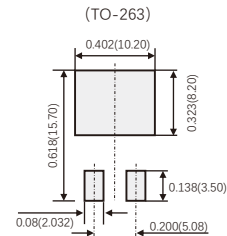
ITO-220AB



TO-263



Suggested Pad Layout



(设计者可参考推荐值根据焊接工艺要求自行确定适合的焊盘尺寸)
(Designers can refer to the recommended values according to the manufacturing process requirements to determine the appropriate pad size)

Dimensions in inches and (millimeters)

Friendship Reminder

- JiNan JingHeng (hereinafter referred to as JH) reserves the right to make changes to this document and its products and specifications at anytime without notice.
- Customers should obtain and confirm the latest product information and specifications before final design, purchase or use.
- JH makes no warranty, representation or guarantee regarding the suitability of its products for any particular purpose, nor does JH assume any liability for application assistance or customer product design.
- JH does not warrant or accept any liability with products which are purchased or used for any unintended or unauthorized application.
- No license is granted by implication or otherwise under any intellectual property rights of JH.
- JH's products are not authorized for use as critical components in life support devices or systems without express written approval of JH.