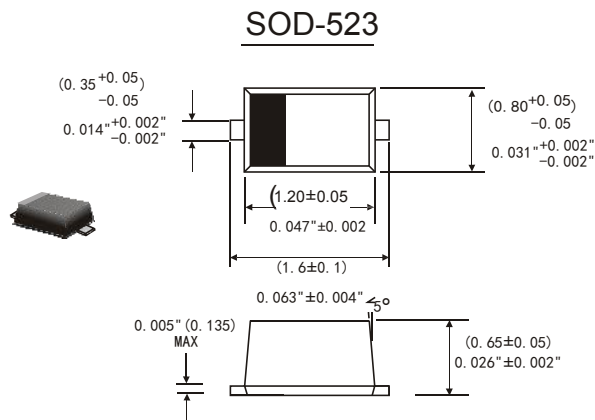


Features

- Standard Zener Breakdown Voltage Range
2.4 V to 75 V
- Steady State Power Rating of 200 mW
- High temperature soldering guaranteed 260°C/10 seconds at terminals
- Component in accordance to RoHS 2011/65/EU



Component in accordance to RoHS 2011/65/EU

Dimensions in inches and (millimeters)

Absolute Maximum Ratings (T_A=25°C)

Parameter	Symbol	Value	Unit
Total Device Dissipation	P _{tot}	200	mW
Junction and Storage Temperature Range	T _j , T _{stg}	- 55 to + 125	°C

Electrical Characteristics (T_a = 25 °C)

Type Number	V _Z (V) *1			I _{ZT} mA	Z _{zT} @I _{ZT} Ω	Z _{zK} @I _{ZK} Ω	I _{zk} (mA)	I _R (uA)	V _R (V)
	Nom(V)	Min(V)	Max(V)						
MM5Z2V4B	2.4	2.35	2.45	5	100	600	1.0	50	1.0
MM5Z2V7B	2.7	2.65	2.75	5	100	600	1.0	20	1.0
MM5Z3V0B	3.0	2.94	3.06	5	95	600	1.0	10	1.0
MM5Z3V3B	3.3	3.23	3.37	5	95	600	1.0	5	1.0
MM5Z3V6B	3.6	3.53	3.67	5	90	600	1.0	5	1.0
MM5Z3V9B	3.9	3.82	3.98	5	90	600	1.0	3	1.0
MM5Z4V3B	4.3	4.21	4.39	5	90	600	1.0	3	1.0
MM5Z4V7B	4.7	4.61	4.79	5	80	500	1.0	3	2.0
MM5Z5V1B	5.1	5.00	5.20	5	60	480	1.0	2	2.0
MM5Z5V6B	5.6	5.49	5.71	5	40	400	1.0	1	2.0
MM5Z6V2B	6.2	6.08	6.32	5	10	150	1.0	3	4.0

MM5Z2V4B~MM5Z75B

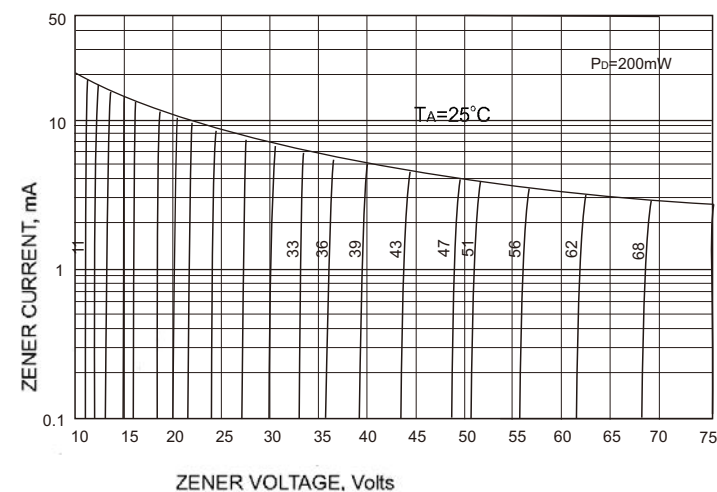
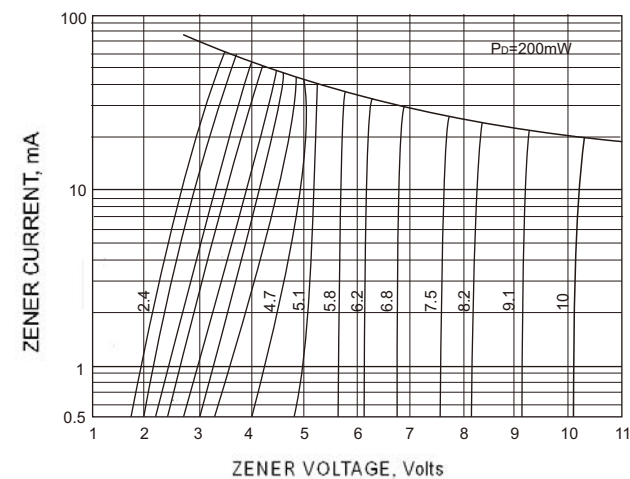
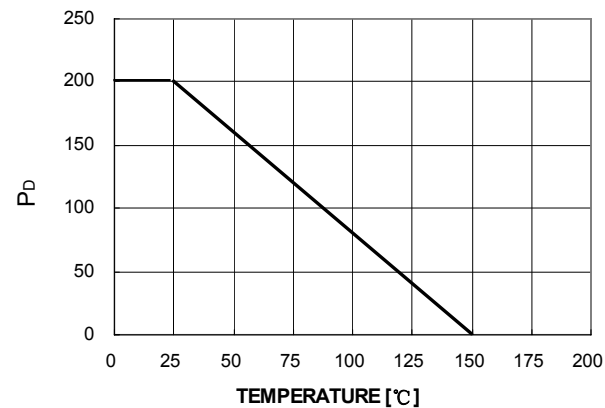
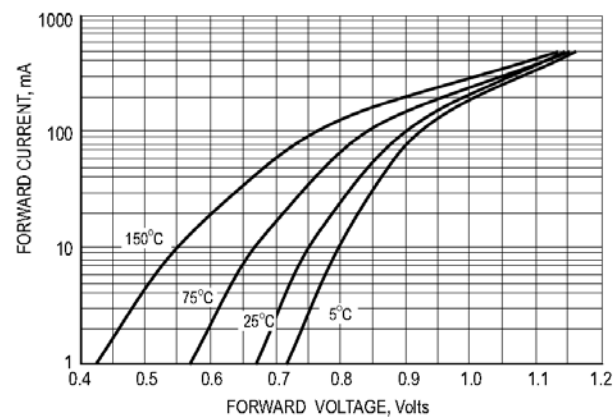
Electrical Characteristics (Ta = 25 °C)

Type Number	Vz (V) *1			I _{ZT} mA	Z _{YT} @I _{ZT} Ω	Z _{ZK} @I _{ZK} Ω	I _{ZK} (mA)	I _R (uA)	V _R (V)
	Nom(V)	Min(V)	Max(V)						
MM5Z6V8B	6.8	6.66	6.94	5	15	80	1.0	2	4.0
MM5Z7V5B	7.5	7.35	7.65	5	15	80	1.0	1	5.0
MM5Z8V2B	8.2	8.04	8.36	5	15	80	1.0	0.7	5.0
MM5Z9V1B	9.1	8.92	9.28	5	15	100	1.0	0.5	6.0
MM5Z10B	10	9.80	10.20	5	20	150	1.0	0.2	7.0
MM5Z11B	11	10.78	11.22	5	20	150	1.0	0.1	8.0
MM5Z12B	12	11.76	12.24	5	25	150	1.0	0.1	8.0
MM5Z13B	13	12.74	13.26	5	30	170	1.0	0.1	8.0
MM5Z15B	15	14.70	15.30	5	30	200	1.0	0.1	10.5
MM5Z16B	16	15.68	16.32	5	40	200	1.0	0.1	11.2
MM5Z18B	18	17.64	18.36	5	45	225	1.0	0.1	12.6
MM5Z20B	20	19.60	20.40	5	55	225	1.0	0.1	14.0
MM5Z22B	22	21.56	22.44	5	55	250	1.0	0.1	15.4
MM5Z24B	24	23.52	24.48	5	70	250	1.0	0.1	16.8
MM5Z27B	27	26.46	27.54	2	80	300	0.5	0.1	18.9
MM5Z30B	30	29.40	30.60	2	80	300	0.5	0.1	21.0
MM5Z33B	33	32.34	33.66	2	80	325	0.5	0.1	23.1
MM5Z36B	36	35.28	36.72	2	90	350	0.5	0.1	25.2
MM5Z39B	39	38.22	39.78	2	130	350	0.5	0.1	27.3
MM5Z43B	43	41.16	42.84	2	130	350	0.5	0.1	29.4
MM5Z47B	47	45.83	48.17	2	170	1000	0.25	0.1	36
MM5Z51B	51	49.73	52.27	2	180	1300	0.25	0.1	39
MM5Z56B	56	54.60	57.40	2	200	1400	0.25	0.1	43
MM5Z62B	62	60.45	63.55	2	225	1400	0.25	0.1	47
MM5Z68B	68	66.30	69.70	2	240	1600	0.25	0.1	52
MM5Z75B	75	73.13	76.87	2	265	1700	0.25	0.1	56

*1 Pulse width = 10 ms

MM5Z2V4B~MM5Z75B

Rating and Characteristic Curves



Friendship Reminder

■ JiNan JingHeng (hereinafter referred to as JH) reserves the right to make changes to this document and its products and specifications at anytime without notice.

■ Customers should obtain and confirm the latest product information and specifications before final design, purchase or use.

■ JH makes no warranty, representation or guarantee regarding the suitability of its products for any particular purpose, nor does JH assume any liability for application assistance or customer product design.

■ JH does not warrant or accept any liability with products which are purchased or used for any unintended or unauthorized application.

■ No license is granted by implication or otherwise under any intellectual property rights of JH.

■ JH's products are not authorized for use as critical components in life support devices or systems without express written approval of JH.