


FEATURES

- Soft Reverse Recovery Characteristics
- Fast Reverse Recovery Time
- Low Reverse Recovery Loss
- Low Forward Voltage
- High surge capability
- Component in accordance to RoHS 2015/863/EU



MECHANICAL DATA

- Case: B
- Molding compound meets UL94V-0 flammability rating
- Polarity: As marked

TYPICAL APPLICATIONS

- Inversion Welder
- Uninterruptible Power Supply (UPS)
- Plating Power Supply
- Ultrasonic Cleaner and Welder
- Converter & Chopper
- Power Factor Correction (PFC) Circuit

Circuit



ABSOLUTE MAXIMUM RATINGS

Parameters	Symbol	Test conditions	Value	Unit
Maximum repetitive peak reverse voltage	V_{RRM}		1200	V
Maximum Continuous forward current	I_F	$T_c=90^{\circ}\text{C}$	400	A
Single pulse forward current	I_{FSM}	$t=8.3\text{ms, half sine}$	900	A
RMS isolation voltage	V_{iso}	AC,, $t=1\text{min}$	3000	V
Maximum junction temperature	T_J		150	$^{\circ}\text{C}$
Maximum reverse recovery time	T_{rr}	$I_F=0.5\text{A}, I_R=1\text{A}, I_{RR}=0.25\text{A}$	150	nS
Storage temperture	T_{stg}		-40 ~ 125	$^{\circ}\text{C}$
Power Dissipation	P_D		1130	W
Thermal Resistance	$R_{\theta JC}$	Junction-to-Case	0.22	$^{\circ}\text{C/W}$

ELECTRICAL CHARACTERISTICS

Parameters	Symbol	Test conditions	Min	Typ	Max	Units
Cathode to anodebreak down voltage	VBR	$I_R=100\mu A$	1200	-	-	V
Forward voltage	VF	$I_F=400A$ $T_J=25^{\circ}C$		1.7	2.3	
		$I_F=400A$ $T_J=125^{\circ}C$		-	1.9	
Reverse leakage current	IR	$V_R=V_{Rrated}$ $T_J=25^{\circ}C$		-	200	μA
		$V_R=V_{Rrated}$ $T_J=125^{\circ}C$		-	10	mA

FIG.1-TYPRCAL FORWARD CURRENT DERATING CURVE

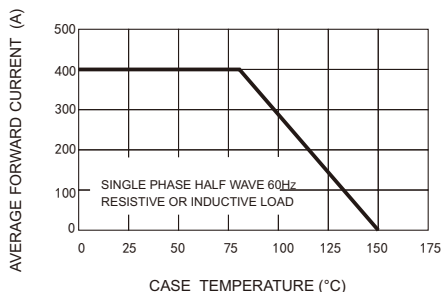


FIG.2-MAXIMUM NON-REPETITIVE FORWARD SURGE CURRENT

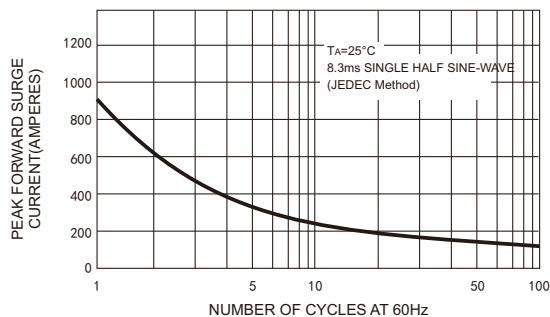


FIG4-TYPICAL FORWARD CHARACTERISTICS

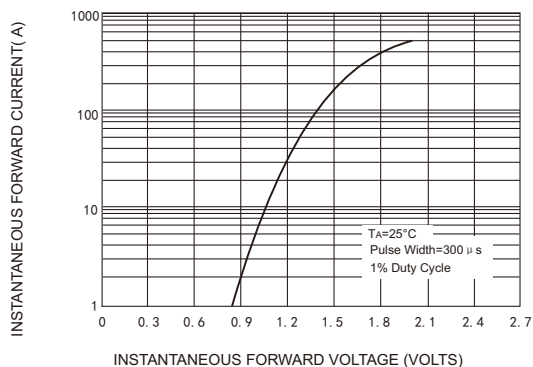
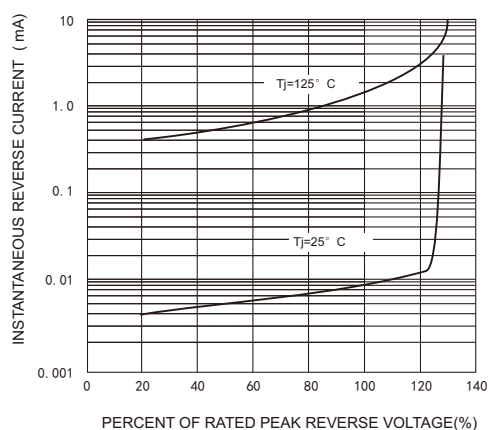
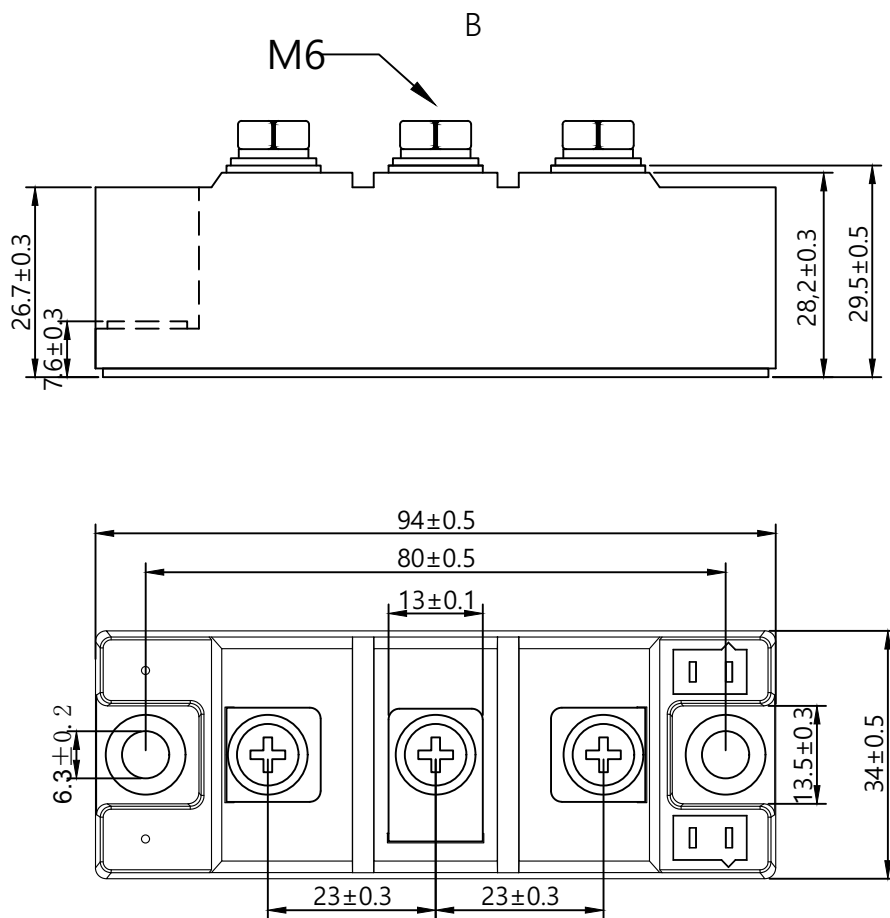


FIG.5-TYPICAL REVERSE CHARACTERISTICS



Package Outline Information



Dimensions in mm

Friendship Reminder

- JiNan JingHeng (hereinafter referred to as JH) reserves the right to make changes to this document and its products and specifications at anytime without notice.
- Customers should obtain and confirm the latest product information and specifications before final design, purchase or use.
- JH makes no warranty, representation or guarantee regarding the suitability of its products for any particular purpose, nor does JH assume any liability for application assistance or customer product design.
- JH does not warrant or accept any liability with products which are purchased or used for any unintended or unauthorized application.
- No license is granted by implication or otherwise under any intellectual property rights of JH.
- JH's products are not authorized for use as critical components in life support devices or systems without express written approval of JH.