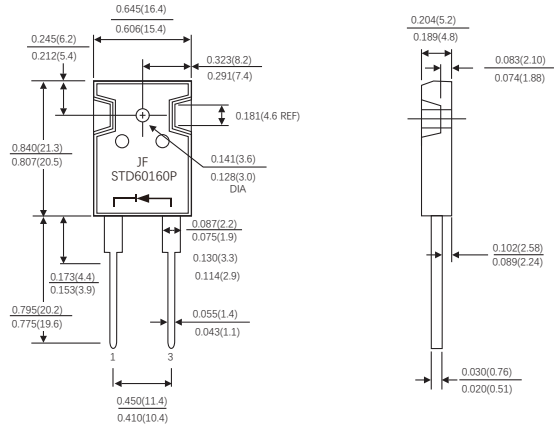


FEATURES

- Plastic package has Underwriters Laboratory Flammability Classification 94V-0
- Glass passivated Chip
- Low VF,Low power loss
- Flexible solution for reliable AC power rectification
- High surge capability
- Meets JESD 201 class 2 whisker test
- High temperature soldering guaranteed:260°C/10s at terminals
- Component in accordance to RoHS 2015/863/EU



Dimensions in inches and (millimeters)

MECHANICAL DATA

- Case: TO-247AC molded plastic body
- Terminals: Lead solderable per MIL-STD-750,method 2026
- Polarity: As marked.
- Mounting Position: Any

MAXIMUM RATINGS AND ELECTRICAL CHARACTERISTICS

(Ratings at 25°C ambient temperature unless otherwise specified)

Paramerters	Symbols	Value				Units	
Maximum repetitive peak reverse voltage	V _{RRM}	1600				V	
Maximum RMS voltage	V _{RMS}	1132				V	
Maximum DC blocking voltage	V _{DC}	1600				V	
Maximum average forward rectified current(D=0.5 Rectangular wave)	I _{F(AV)}	60.0				A	
Peak forward surge current 8.3ms single half sine-wave superimposed on rated load, (JEDEC method)	I _{FSM}	840				A	
Forward voltage at 60A (Note 1)	V _F	TYP.	1.10	MAX.	1.30	V	
Maximum instantaneous reverse current at rated DC blocking voltage(Note 1)	I _R	T _J =25°C	TYP.	-	MAX.	5	uA
		T _J =125°C	TYP.	-	MAX.	800	uA
Typical thermal resistance (Note 2)	R _{θJC}	0.35				°C/W	
Operating junction temperature range	T _J	-55 to+150				°C	
Storage temperature range	T _{STG}	-55 to+150				°C	

Notes: 1.Pulse test: 300 us pulse width,1% duty cycle

2.Thermal resistance from junction to case

RATINGS AND CHARACTERISTICS OF STD60160P

FIG.1-FORWARD CURRENT DERATING CURVE

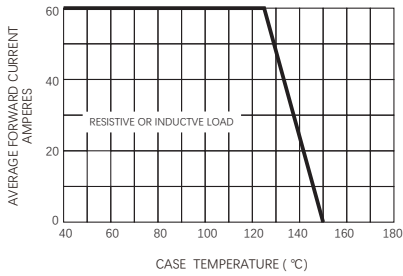


FIG.2-MAXIMUM NON-REPETITIVE PEAK FORWARD SURGE CURRENT

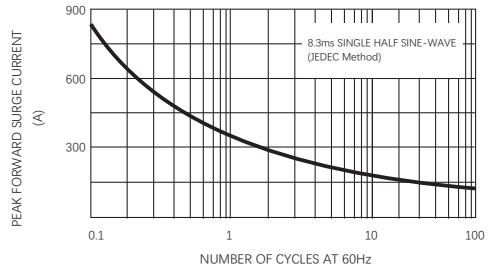


FIG.3-TYPICAL INSTANTANEOUS FORWARD CHARACTERISTICS

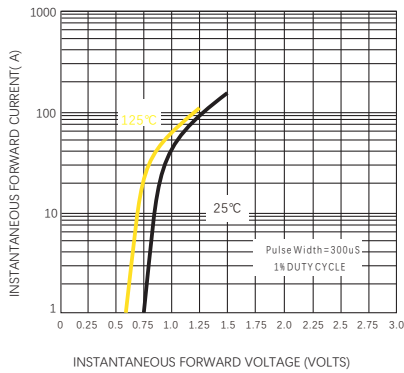
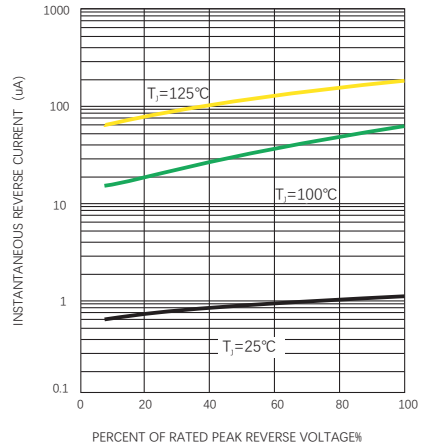


FIG.4-TYPICAL REVERSE CHARACTERISTICS



Friendship Reminder

- JiNan JingHeng(hereinafter referred to as JH) reserves the right to make changes to this document and its products and specifications at anytime without notice.
- Customers should obtain and confirm the latest product information and specifications before final design, purchase or use.
- JH makes no warranty, representation or guarantee regarding the suitability of its products for any particular purpose, nor does JH assume any liability for application assistance or customer product design.
- JH does not warrant or accept any liability with products which are purchased or used for any unintended or unauthorized application.
- No license is granted by implication or otherwise under any intellectual property rights of JH.
- JH's products are not authorized for use as critical components in life support devices or systems without express written approval of JH.