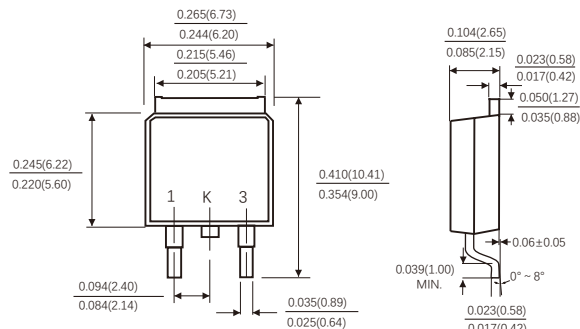


FEATURES


- Plastic package has Underwriters Laboratory Flammability Classification 94V-0
- Metal silicon junction ,majority carrier conduction
- Guard ring for overvoltage protection
- Low power loss ,high efficiency
- High current capability ,Low forward voltage drop
- High surge capability
- For use in low voltage ,high frequency inverters, free wheeling ,and polarity protection applications
- Dual rectifier construction
- High temperature soldering guaranteed:260° C/10 seconds,, 0.25"(6.35mm)from case
- Component in accordance to RoHS 2015/863/EU

TO-252



MECHANICAL DATA

- Case: JEDEC TO-252 molded plastic body
- Terminals: Lead solderable per MIL-STD-750,method 2026
- Polarity: As marked
- Mounting Position: Any



MAXIMUM RATINGS AND ELECTRICAL CHARACTERISTICS

(Ratings at 25°C ambient temperature unless otherwise specified ,Single phase ,half wave ,resistive or inductive load. For capacitive load,derate by 20%.)

Parameters	Symbols	Value	Units
Maximum repetitive peak reverse voltage	V_{RRM}	150	Volts
Maximum RMS voltage	V_{RMS}	106	Volts
Maximum DC blocking voltage	V_{DC}	150	Volts
Maximum average forward rectified current See Fig.1	Per leg	15	Amps
	Total device	30	
Peak forward surge current 8.3ms single half sine-wave superimposed on rated load (JEDEC method, Per Leg)	I_{FSM}	200	Amps
Maximum instantaneous forward voltage at 15.0 A,Per Leg	V_F	0.90	Volts
Maximum instantaneous reverse current at rated DC blocking voltage(Note 1),Per Leg	$T_J=25^{\circ}C$	10	μA
	$T_J=125^{\circ}C$	10	mA
Typical thermal resistance (Note 2) Total device	$R_{\theta JC}$	2.5	$^{\circ}C/W$
Operating junction temperature range	T_J	-55 to+150	$^{\circ}C$
Storage temperature range	T_{STG}	-55 to+150	$^{\circ}C$

Notes: 1.Pulse test: 300 μs pulse width,1% duty cycle
2.Thermal resistance from junction to case

FIG.1-FORWARD CURRENT DERATING CURVE

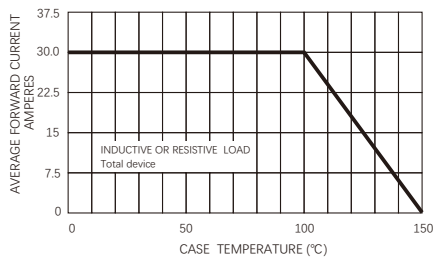


FIG.2-MAXIMUM NON-REPETITIVE PEAK FORWARD SURGE CURRENT

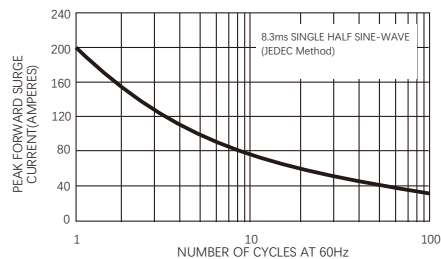


FIG.3-TYPICAL INSTANTANEOUS FORWARD CHARACTERISTICS(Per Leg)

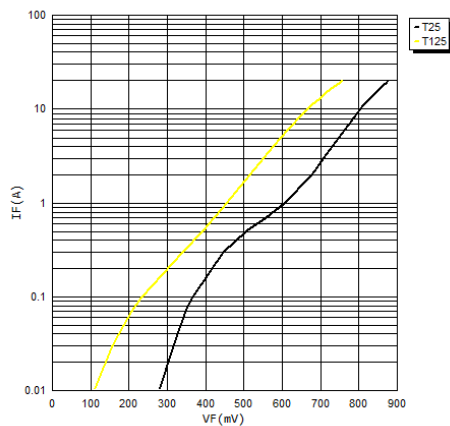
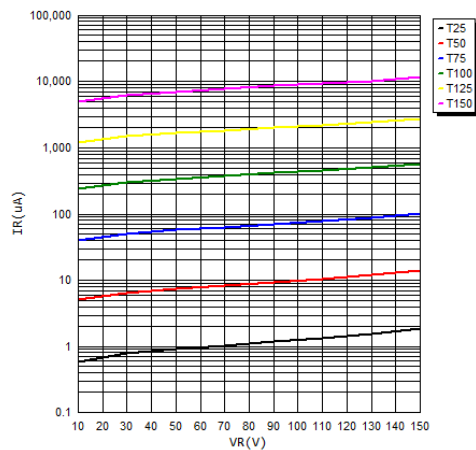


FIG.4-TYPICAL REVERSE CHARACTERISTICS(Per Leg)



Friendship Reminder

- JiNan JingHeng (hereinafter referred to as JH) reserves the right to make changes to this document and its products and specifications at anytime without notice.
- Customers should obtain and confirm the latest product information and specifications before final design, purchase or use.
- JH makes no warranty, representation or guarantee regarding the suitability of its products for any particular purpose, nor does JH assume any liability for application assistance or customer product design.
- JH does not warrant or accept any liability with products which are purchased or used for any unintended or unauthorized application.
- No license is granted by implication or otherwise under any intellectual property rights of JH.
- JH's products are not authorized for use as critical components in life support devices or systems without express written approval of JH.