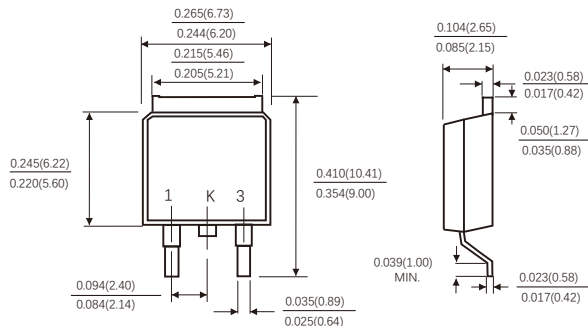


## FEATURES


- Plastic package has Underwriters Laboratory Flammability Classification 94V-0
- Metal silicon junction ,majority carrier conduction
- Guard ring for overvoltage protection
- Low power loss ,high efficiency
- High current capability ,Low forward voltage drop
- High surge capability
- For use in low voltage ,high frequency inverters, free wheeling ,and polarity protection applications
- Dual rectifier construction
- High temperature soldering guaranteed:260° C/10 seconds,, 0.25"(6.35mm)from case
- Component in accordance to RoHS 2015/863/EU

## TO-252



## MECHANICAL DATA

- Case: JEDEC TO-252 molded plastic body
- Terminals: Lead solderable per MIL-STD-750,method 2026
- Polarity: As marked
- Mounting Position: Any



## MAXIMUM RATINGS AND ELECTRICAL CHARACTERISTICS

(Ratings at 25°C ambient temperature unless otherwise specified ,Single phase ,half wave ,resistive or inductive load. For capacitive load,derate by 20%.)

Parameters	Symbols	Value	Units
Maximum repetitive peak reverse voltage	VRRM	60	Volts
Maximum RMS voltage	VRMS	42	Volts
Maximum DC blocking voltage	VDC	60	Volts
Maximum average forward rectified current See Fig. 1	I(AV)	15.0 30.0	Amps
Peak forward surge current 8.3ms single half sine-wave superimposed on rated load (JEDEC method) Total device	IFSM	350	Amps
Maximum instantaneous forward voltage at 15.0 A	VF	0.75	Volts
Maximum instantaneous reverse current at rated DC blocking voltage(Note 1)	IR	9 5	μA mA
Typical thermal resistance (Note 2)	RθJC	2.5	°C/W
Operating junction temperature range	TJ	-55 to +150	°C
Storage temperature range	TSTG	-55 to +150	°C

**Notes:** 1.Pulse test: 300 μ s pulse width,1% duty cycle  
2.Thermal resistance from junction to case

FIG.1-FORWARD CURRENT DERATING CURVE

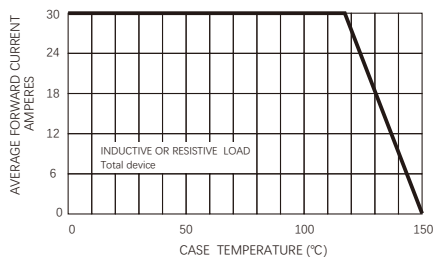


FIG.2-MAXIMUM NON-REPETITIVE PEAK FORWARD SURGE CURRENT

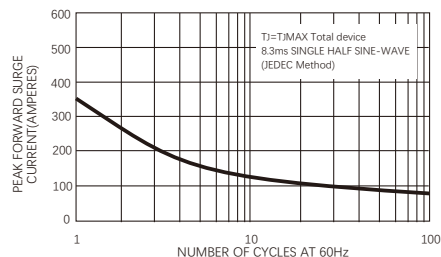


FIG.3-TYPICAL INSTANTANEOUS FORWARD CHARACTERISTICS(Per Leg)

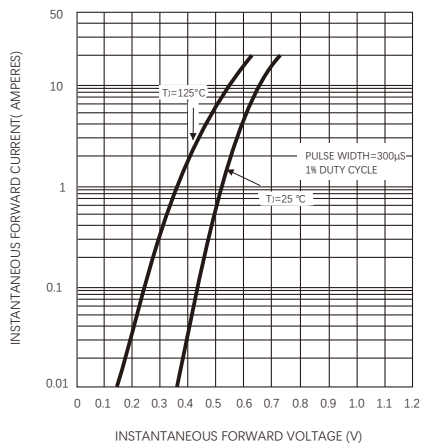
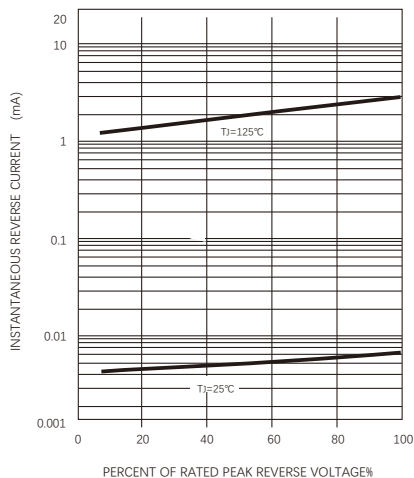


FIG.4-TYPICAL REVERSE CHARACTERISTICS(Per Leg)



## Friendship Reminder

- JiNan JingHeng(hereinafter referred to as JH) reserves the right to make changes to this document and its products and specifications at anytime without notice.
- Customers should obtain and confirm the latest product information and specifications before final design, purchase or use.
- JH makes no warranty, representation or guarantee regarding the suitability of its products for any particular purpose, nor does JH assume any liability for application assistance or customer product design.
- JH does not warrant or accept any liability with products which are purchased or used for any unintended or unauthorized application.
- No license is granted by implication or otherwise under any intellectual property rights of JH.
- JH's products are not authorized for use as critical components in life support devices or systems without express written approval of JH.