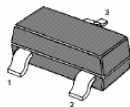
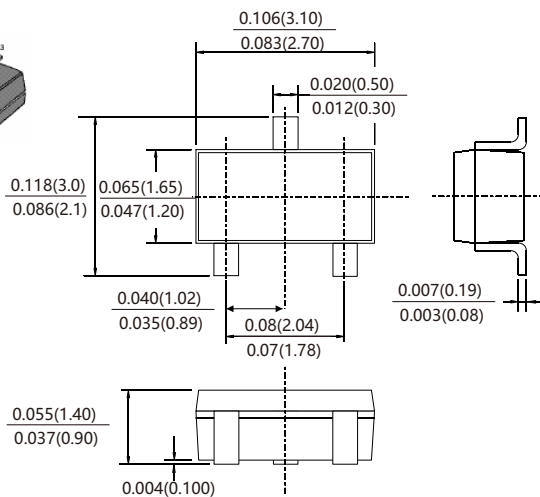


FEATURES

- Dual Zeners common anode configuration
- Power Dissipation of 300mW
- High Stability and High Reliability
- High temperature soldering guaranteed: 260°C/10 seconds at terminals
- Component in accordance to RoHS 2011/95/EU
- Tolerance approximately: $\pm 5\%$

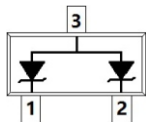


SOT-23



MECHANICAL DATA

- Case: SOT-23 plastic case
- Weight: Approx. 8.8mg



ABSOLUTE MAXIMUM RATINGS (TA=25°C)

Dimensions in inches and (millimeters)

Parameters	Symbols	Value	Units
Total Power dissipation	P _D	300	mW
Thermal Resistance, Junction to Ambient ¹⁾	R _{θJA}	417	°C/W
Forward Voltage@IF=10mA	V _F	0.9	V
Junction temperature	T _J	150	°C
Storage temperature range	T _{STG}	-55 to +150	°C

1) Alumina=0.4×0.3×0.024 in, 99.5% alumina

AZ23C2V7 ... AZ23C39

Electrical Characteristics ($T_a=25^{\circ}\text{C}$ unless otherwise noted, $V_F<0.9\text{V}$ at $I_F=10\text{mA}$)

Part Number	Marking	Nominal Zener Voltage (note1)			Max. Zener Impedance (note2)		Typical Temperature Coefficient	Min Reverse Voltage (note1)
		$V_Z(\text{V})$ @ $I_{ZT}=5.0\text{mA}$			Z_{ZT} @ $I_{ZT}=5.0\text{mA}$	Z_{ZK} @ $I_{ZK}=1.0\text{mA}$	$T_C(\%/^{\circ}\text{C})$	$V_R(\text{V})$ @ $I_R=0.1\mu\text{A}$
		Nom.	Min.	Max.	Ω	Ω		V
AZ23C2V7	KD1	2.7	2.5	2.9	83	500	-0.065	-
AZ23C3V0	KD2	3.0	2.8	3.2	95	500	-0.060	-
AZ23C3V3	KD3	3.3	3.1	3.5	95	500	-0.055	-
AZ23C3V6	KD4	3.6	3.4	3.8	95	500	-0.055	-
AZ23C3V9	KD5	3.9	3.7	4.1	95	500	-0.050	-
AZ23C4V3	KD6	4.3	4.0	4.6	95	500	-0.035	-
AZ23C4V7	KD7	4.7	4.1	5.0	78	500	-0.015	-
AZ23C5V1	KD8	5.1	4.8	5.4	60	480	+0.005	0.8
AZ23C5V6	KD9	5.6	5.2	6.0	40	400	+0.020	1.0
AZ23C6V2	KDA	6.2	5.8	6.6	10	200	+0.030	2.0
AZ23C6V8	KDB	6.8	6.4	7.2	8.0	150	+0.045	3.0
AZ23C7V5	KDC	7.5	7.0	7.9	7.0	50	+0.050	5.0
AZ23C8V2	KDD	8.2	7.7	8.7	7.0	50	+0.055	6.0
AZ23C9V1	KDE	9.1	8.5	9.6	10	50	+0.065	7.0
AZ23C10	KDF	10	9.4	10.6	15	70	+0.065	7.5
AZ23C11	KDG	11	10.4	11.6	20	70	+0.070	8.5
AZ23C12	KDH	12	11.4	12.7	20	90	+0.075	9.0
AZ23C13	KDI	13	12.4	14.1	25	110	+0.080	10.0
AZ23C15	KDJ	15	13.8	15.6	30	110	+0.080	11.0
AZ23C16	KDK	16	15.3	17.1	40	170	+0.090	12.0

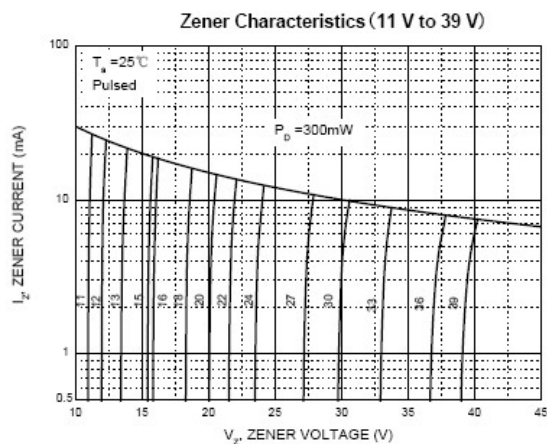
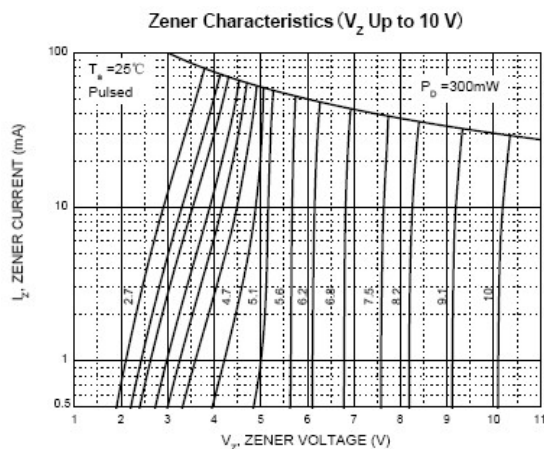
AZ23C2V7 ... AZ23C39

AZ23C18	KDL	18	16.8	19.1	50	170	+0.090	14.0
AZ23C20	KDM	20	18.8	21.2	50	220	+0.090	15.0
AZ23C22	KDN	22	20.8	23.3	55	220	+0.090	17.0
AZ23C24	KDO	24	22.8	25.6	80	220	+0.090	18.0
AZ23C27	KDP	27	25.1	28.9	80	250	+0.090	20.0
AZ23C30	KDQ	30	28	32	80	250	+0.090	22.5
AZ23C33	KDR	33	31	35	80	250	+0.090	25.0
AZ23C36	KDS	39	34	38	90	250	+0.090	27.0
AZ23C39	KDT	39	37	41	90	300	+0.110	29.0

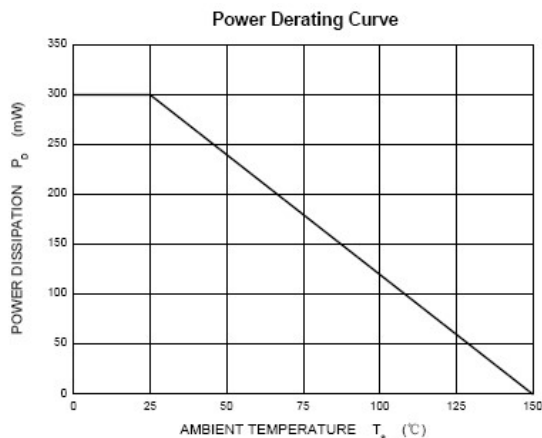
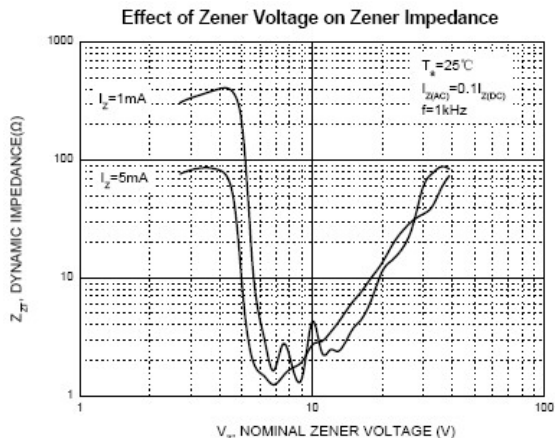
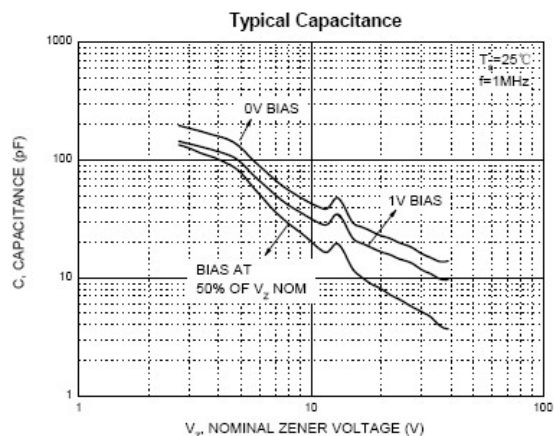
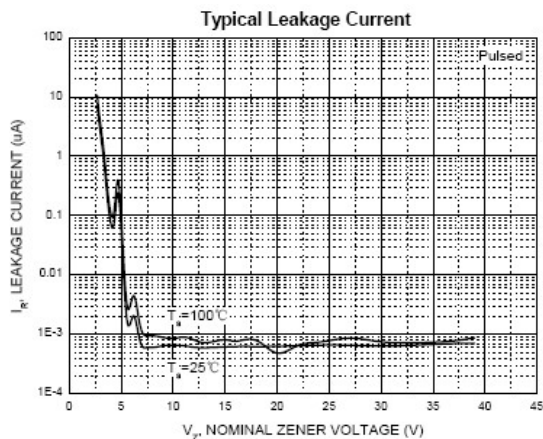
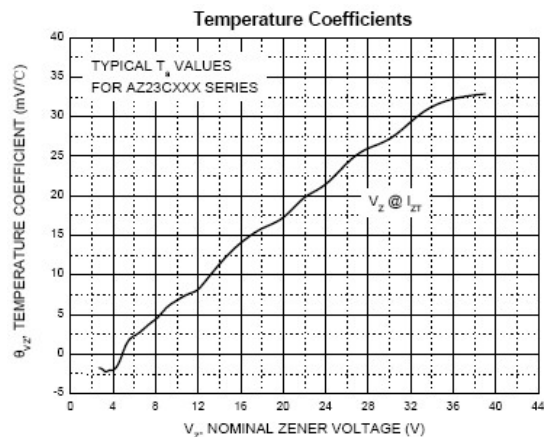
Notes:1 Short duration pulse test used to minimize self-heating effect;

2 $f=1\text{KHz}$

Typical Characteristics



AZ23C2V7 ... AZ23C39



Friendship Reminder

■ JiNan JingHeng (hereinafter referred to as JH) reserves the right to make changes to this document and its products and specifications at anytime without notice.

济南晶恒（以下简称 JH）保留未经通知，变更本文件和与本文件相关的产品及规格的权利。

■ Customers should obtain and confirm the latest product information and specifications before final design, purchase or use.

使用方应在使用、采购本产品之前获取并确认产品信息和规格书的最新版本。

■ JH makes no warranty, representation or guarantee regarding the suitability of its products for any particular purpose, nor does JH assume any liability for application assistance or customer product design.

JH 对其产品用于某特定用途的适用性，既不做任何保证、说明或担保，也不承担任何应用协助或使用方设计的法定责任。

■ JH does not warrant or accept any liability with products which are purchased or used for any unintended or unauthorized application.

JH 不保证或承担任何责任，其产品被采购使用于任何非预期或授权的应用，

■ No license is granted by implication or otherwise under any intellectual property rights of JH.

此规格书属于 JH 的知识产权,没有经过我司授权不得抄袭。

■ JH's products are not authorized for use as critical components in life support devices or systems without express written approval of JH.

没有 JH 的书面授权，JH 的产品不能在生命支撑设备或系统里作为关键零件使用。