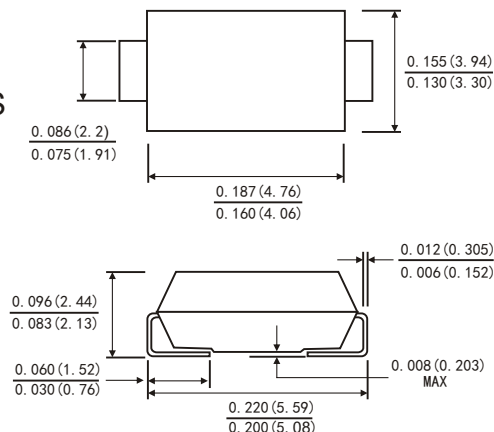


FEATURES

- Plastic package has Underwriters Laboratory Flammability Classification 94V-0
- Metal silicon junction ,majority carrier conduction
- Guard ring for overvoltage protection
- Low power loss ,high efficiency
- High current capability ,low forward voltage drop
- High surge capability
- High temperature soldering guaranteed:260℃/10 seconds at terminals
- Component in accordance to RoHS 2011/65/EU



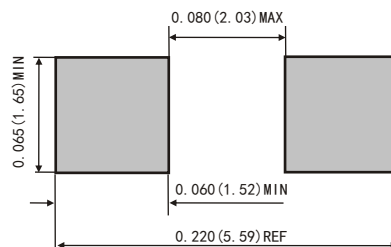
SMB(DO-214AA)



MECHANICAL DATA

- Case: JEDEC SMB(DO-214AA) molded plastic body
- Terminals: solder plated ,solderable per MIL-STD-750,method 2026
- Polarity: color band denotes cathode end
- Weight: 0.003ounce,0.093 gram

Suggested PAD Layout



Dimensions in inches and (millimeters)

TYPICAL APPLICATIONS

For use in low voltage ,high frequency inverters ,DC/DC converters, free wheeling ,and polarity protection applications

MAXIMUM RATINGS

(Ratings at 25℃ ambient temperature unless otherwise specified)

Parameter	Symbol	Value	Unit
Maximum repetitive peak reverse voltage	V_{RRM}	40	V
Maximum average forward rectified current	$I_{F(AV)}$	5.0	A
Peak forward surge current 8.3ms single half sine-wave superimposed on rated load (JEDEC method at rated TL)	I_{FSM}	150	A
Operating junction temperature range	T_J	-55 to +150	℃
Storage temperature range	T_{stg}	-55 to +150	℃

RATINGS AND CHARACTERISTIC OF SS54SLB

ELECTRICAL CHARACTERISTICS (TA=25℃ Unless otherwise noted)

Parameter	Test Conditions		Symbol	TYP.	MAX.	Unit
Instaneous forward voltage	If=5.0A	TA=25℃	VF 1)	0.43	0.45	V
		TA=100℃		0.38	—	
		TA=125℃		0.36	—	
	If=3.0A	TA=25℃		0.38	—	
		TA=100℃		0.32	—	
		TA=125℃		0.30	—	
Reverse current	VR=40V	TA=25℃	IR 2)	80	200	μ A
		TA=100℃		8	—	mA
		TA=125℃		20	—	
Typical junction capacitance	4V, 1MHz		CJ	280		pF

Notes: 1.Pulse test: 300 μs pulse width,1% duty cycle
2.Pulse test: pulse width≤40ms

THERMAL CHARACTERISTICS

Parameter	Symbol	SMB	Unit
Typical thermal resistance 3)	RθJA	55.0	℃/W
	RθJL	17.0	

3. Unit mounted on PC board with 5.0mm×5.0 mm (0.013 mm thick) copper pads as heat sink

AVAILABALE PACK INFORMATION

Product code	Pack	Reel Size (mm)	Quantity (pcs/reel)	Box Size L×W×H (mm)	Quantity (reel/box)	Carton Size L×W×H (mm)	Quantity (box/carton)
SS54SLB-SMB	T/R	Φ 300	3000	340×340×40	2	370×370×370	8

RATINGS AND CHARACTERISTIC OF SS54SLB

FIG.1-FORWARD CURRENT DERATING CURVE

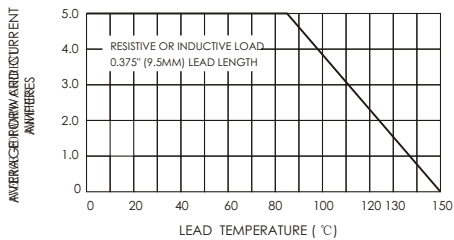


FIG.2-MAXIMUM NON-REPETITIVE PEAK FORWARD SURGE CURRENT

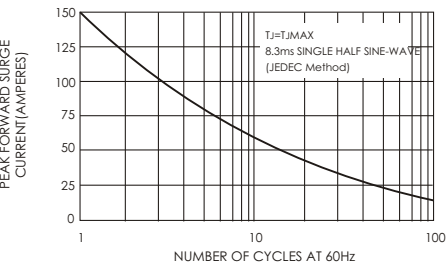


FIG.3-TYPICAL INSTANTANEOUS FORWARD CHARACTERISTICS

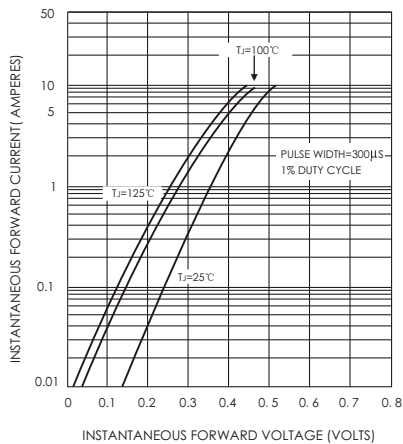


FIG.4-TYPICAL REVERSE CHARACTERISTICS

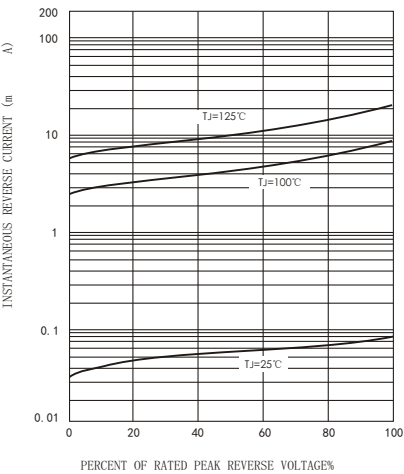


FIG.5-TYPICAL JUNCTION CAPACITANCE

