

FEATURES

- Plastic package has Underwriters Laboratory Flammability Classification 94V-0
- Stable,High temperature,Glass passivated junction
- -V suffix for Automative and other applications requiring unique site and control change requirments
- PPAP capable
- AEC-Q101 qualified
- High temperature soldering guaranteed:260°C/10 seconds at terminals
- Component in accordance to RoHS 2015/863/EU



AEC-Q101 Qualified

MECHANICAL DATA

- Case: JEDEC SMB(DO-214AA) molded plastic body
- Terminals: Solder Plated, solderable per MIL-STD-750,method 2026
- Polarity: Color band denotes cathode end
- Weight: 0.003ounce, 0.093 gram



CASE: SMB(DO-214AA)

MARKING:

JF-Logo

W-Work week

M-Work month

Y-Work year

S-Assembly location

S2MB: Device code

V: for automobile

TYPICAL APPLICATIONS

For use in high voltage rectifier,polarity protection,clamp applications

MAXIMUM RATINGS

(Ratings at 25°C ambient temperature unless otherwise specified)

| Parameters | Symbol | Value | Unit |
|--|-------------|------------|------|
| Maximum repetitive peak reverse voltage | V_{RRM} | 1000 | V |
| Maximum average forward rectified current | $I_{F(AV)}$ | 2.0 | A |
| Peak forward surge current 8.3ms single half sine-wave superimposed on rated load (JEDEC method at rated TL) | I_{FSM} | 50 | A |
| Operating junction temperature range | T_J | -55 to+150 | °C |
| Storage temperature range | T_{stg} | -55 to+150 | °C |

ELECTRICAL CHARACTERISTICS (T_A=25°C Unless otherwise noted)

| Parameter | Test Conditions | | Symbol | Min. | Typ. | Max. | Unit |
|---------------------------------------|-----------------------|-----------------------|-----------------------------------|------|------|------|------|
| Breakdown voltage Blocking voltage | I _R =10μA | T _J =25°C | V _{BR} V _R | 1000 | - | - | V |
| Instaneous forward voltage | I _F =2.0A | T _J =25°C | V _F ¹⁾ | - | 0.95 | 1.00 | V |
| | | T _J =125°C | | - | 0.85 | - | |
| Reverse current | V _R =1000V | T _J =25°C | I _R ²⁾ | - | - | 1.0 | μA |
| | | T _J =125°C | | - | - | 50 | |
| Junction capacitance | 4V,1MHz | | C _J | - | 12 | - | pF |

Notes: 1.Pulse test: 300 μs pulse width,1% duty cycle

2.Pulse test: pulse width ≤ 40ms

THERMAL CHARACTERISTICS

| Parameter | Symbol | SMB | Unit |
|--|------------------|------|------|
| Typical thermal resistance ³⁾ | R _{θJA} | 70.0 | °C/W |
| | R _{θJL} | 25.0 | |

3. P.C.B. mounted with 0.2" x 0.2" (5.0 mm x 5.0 mm) copper pad areas

AVAILABLE PACK INFORMATION

| Product code | Pack | Reel Size (mm) | Quantity (pcs/reel) | Box Size L×W×H (mm) | Quantity (reel/box) | Carton Size L×W×H (mm) | Quantity (box/carton) | Quantity (K/carton) |
|--------------|------|----------------|---------------------|---------------------|---------------------|------------------------|-----------------------|---------------------|
| SS2MB-V-SMB | T/R | Φ330 | 3000 | 330×333×39 | 2 | 370×370×360 | 8 | 48 |

FIG.1-FORWARD CURRENT DERATING CURVE

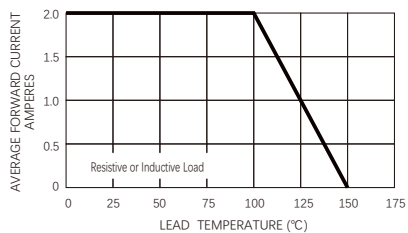


FIG.2-MAXIMUM NON-REPETITIVE PEAK FORWARD SURGE CURRENT

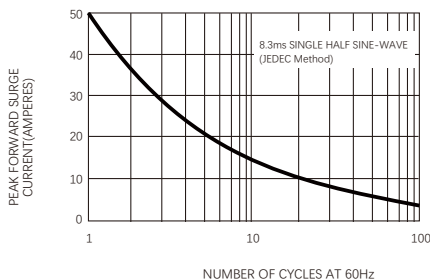


FIG.3-TYPICAL INSTANTANEOUS FORWARD CHARACTERISTICS

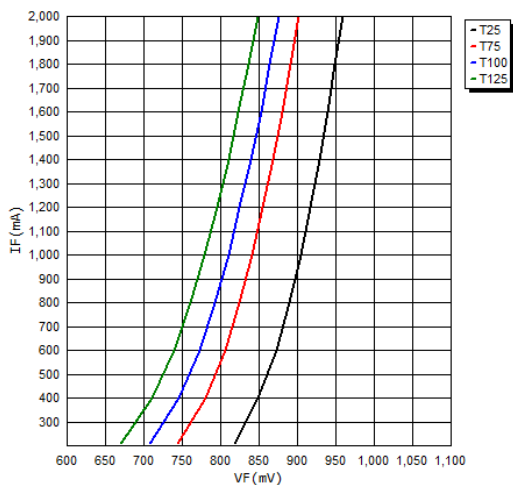


FIG.4-TYPICAL REVERSE CHARACTERISTICS

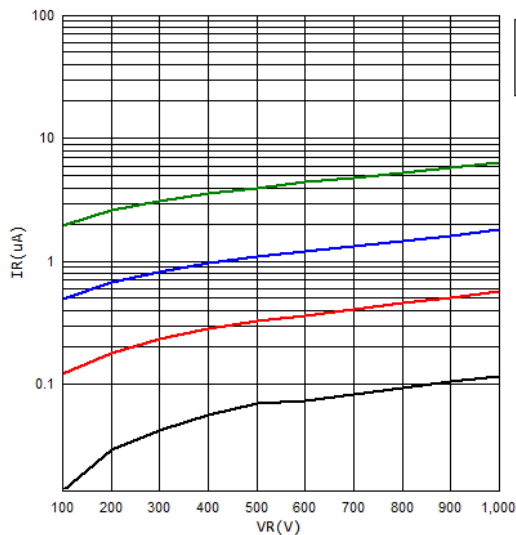
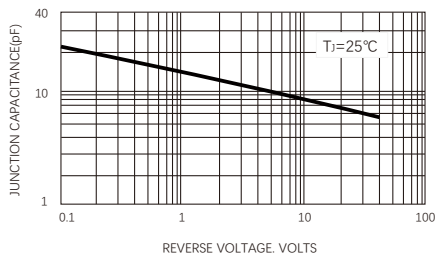
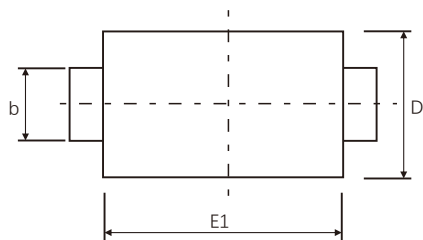


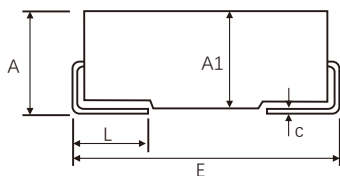
FIG.5-TYPICAL JUNCTION CAPACITANCE



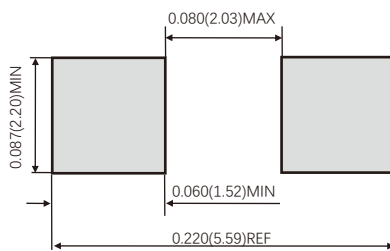
SMB(DO-214AA)



| Sym | Value(millimeters) | | |
|-----|--------------------|-----|-------|
| | Min | Typ | Max |
| A | 2.13 | - | 2.44 |
| A1 | 1.90 | - | 2.24 |
| b | 1.80 | - | 2.20 |
| c | 0.10 | - | 0.305 |
| D | 3.30 | - | 3.94 |
| E | 5.00 | - | 5.59 |
| E1 | 4.06 | - | 4.90 |
| L | 0.76 | - | 1.52 |



SMB Suggested PAD Layout



Dimensions in inches and (millimeters)

Friendship Reminder

- JiNan JingHeng (hereinafter referred to as JH) reserves the right to make changes to this document and its products and specifications at anytime without notice.
- Customers should obtain and confirm the latest product information and specifications before final design, purchase or use.
- JH makes no warranty, representation or guarantee regarding the suitability of its products for any particular purpose, nor does JH assume any liability for application assistance or customer product design.
- JH does not warrant or accept any liability with products which are purchased or used for any unintended or unauthorized application.
- No license is granted by implication or otherwise under any intellectual property rights of JH.
- JH's products are not authorized for use as critical components in life support devices or systems without express written approval of JH.