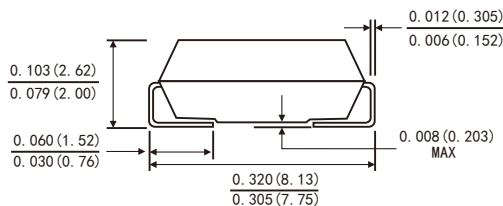
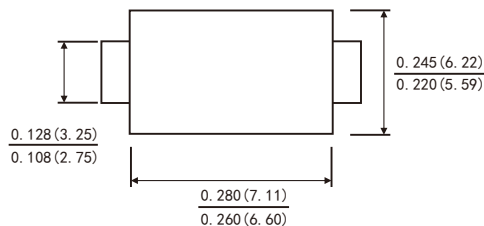


FEATURES

- Plastic package has Underwriters Laboratory Flammability Classification 94V-0
- Metal silicon junction ,majority carrier conduction
- Guard ring for overvoltage protection
- Low power loss ,high efficiency
- High current capability ,Low forward voltage drop
- High surge capability
- For use in low voltage ,high frequency inverters, free wheeling ,and polarity protection applications
- Dual rectifier construction
- High temperature soldering guaranteed:260° C/10 seconds
- Component in accordance to RoHS 2015/863/EU



SMC(DO-214AB)



Dimensions in inches and (millimeters)

MECHANICAL DATA

- Case: JEDEC SMC molded plastic body
- Terminals: Lead solderable per MIL-STD-750,method 2026
- Polarity: As marked
- Mounting Position: Any

MAXIMUM RATINGS AND ELECTRICAL CHARACTERISTICS

(Ratings at 25°C ambient temperature unless otherwise specified ,Single phase ,half wave ,resistive or inductive load. For capacitive load,derate by 20%.)

Parameters		Symbols	Value	Units
Maximum repetitive peak reverse voltage		V_{RRM}	60	Volts
Maximum RMS voltage		V_{RMS}	42	Volts
Maximum DC blocking voltage		V_{DC}	60	Volts
Maximum average forward rectified current See Fig.1		I_{AV}	10	Amps
Peak forward surge current 8.3ms single half sine-wave superimposed on rated load (JEDEC method)		I_{FSM}	150	Amps
Maximum instantaneous forward voltage at 10.0 A		V_F	0.75	Volts
Maximum instantaneous reverse current at rated DC blocking voltage(Note 1)	$T_J=25^{\circ}C$	I_R	50	μA
	$T_J=125^{\circ}C$		12	mA
Typical thermal resistance (Note 2)		$R_{\theta JA}$ $R_{\theta JL}$	55.0 17.0	$^{\circ}C/W$
Operating junction temperature range		T_J	-55 to+150	$^{\circ}C$
Storage temperature range		T_{STG}	-55 to+150	$^{\circ}C$

Notes: 1.Pulse test: 300 μ s pulse width,1% duty cycle
2.Thermal resistance from junction to case

FIG.1-FORWARD CURRENT DERATING CURVE

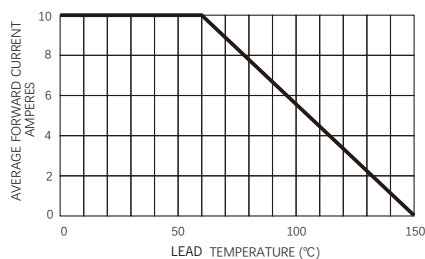


FIG.2-MAXIMUM NON-REPETITIVE PEAK FORWARD SURGE CURRENT

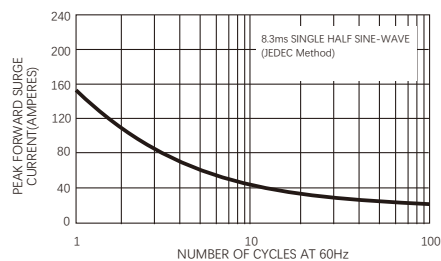


FIG.3-TYPICAL INSTANTANEOUS FORWARD CHARACTERISTICS

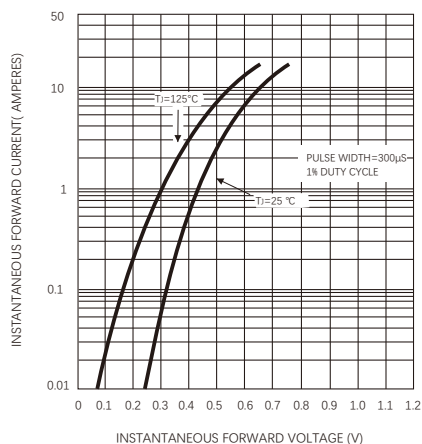
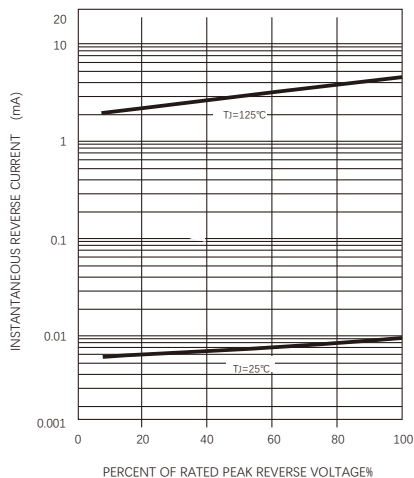


FIG.4-TYPICAL REVERSE CHARACTERISTICS



Friendship Reminder

- JiNan JingHeng(hereinafter referred to as JH) reserves the right to make changes to this document and its products and specifications at anytime without notice.
- Customers should obtain and confirm the latest product information and specifications before final design, purchase or use.
- JH makes no warranty, representation or guarantee regarding the suitability of its products for any particular purpose, nor does JH assume any liability for application assistance or customer product design.
- JH does not warrant or accept any liability with products which are purchased or used for any unintended or unauthorized application.
- No license is granted by implication or otherwise under any intellectual property rights of JH.
- JH's products are not authorized for use as critical components in life support devices or systems without express written approval of JH.