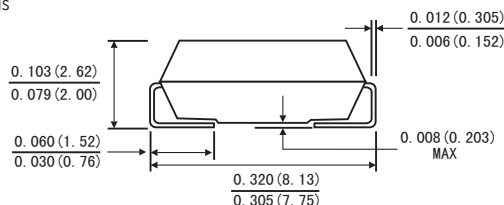
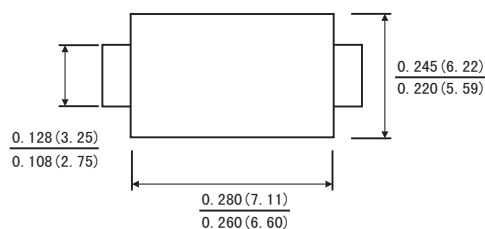


FEATURES

- Glass passivated
- Ideal for surface mount automotive applications
- Ultrafast recovery time for high efficiency
- Built-in strain relief
- Easy pick and place
- Plastic package has Underwriters Laboratory Flammability Classification 94V-0
- Lead (Pb)-free component
- Component in accordance to RoHS 2011/65/EU
- High temperature soldering guaranteed:260°C/10 seconds at terminals



SMC(DO-214AB)



Dimensions in inches and (millimeters)

MECHANICAL DATA

- Case: JEDEC SMC(DO-214AB) molded plastic body
- Terminals: solder plated ,solderable per MIL-STD-750,method 2026
- Polarity: color band denotes cathode end
- Mounting Position: Any

MAXIMUM RATINGS AND ELECTRICAL CHARACTERISTICS

(Rating at 25°C ambient temperature unless otherwise specified ,Single phase ,half wave ,60Hz,resistive or inductive load. For capacitive load,derate current by 20%.)

	Symbols	EM3DC	Units
Maximum Repetitive Peak Reverse Voltage	V_{RRM}	200	Volts
Maximum RMS Voltage	V_{RMS}	140	Volts
Maximum DC Blocking Voltage	V_{DC}	200	Volts
Maximum Average Forward Rectified Current At $T_L=110^{\circ}C$	$I_{(AV)}$	3.0	Amps
Peak Forward Surge Current 8.3ms single half sine-wave superimposed on rated load	I_{FSM}	100	Amps
Maximum Instantaneous Forward Voltage at 3.0 A	V_F	0.875	Volts
Maximum DC Reverse Current At Rated DC Blocking Voltage	$T_A=25^{\circ}C$	10	μA
	$T_A=125^{\circ}C$	250	
Maximum Reverse Recovery Time(Note1)	t_{rr}	25	ns
Typical Thermal Resistance (NOTE2)	$R_{\theta JA}$	55	$^{\circ}C/W$
Operating Junction and Storage Temperature	T_J, T_{StG}	-55 to+150	$^{\circ}C$

Note: 1.Reverse Recovery Test conditions: $I_F=0.5A, I_R=1.0A, I_{RR}=0.25A$.

2. Thermal Resistance From Junction To Ambient P. C. B. Mounted On 0.6x0.6" (16x16mm) Copper Pad Areas.

RATINGS AND CHARACTERISTIC CURVES EM3DC

FIG.1-TYPICAL FORWARD CURRENT DERATING CURVE

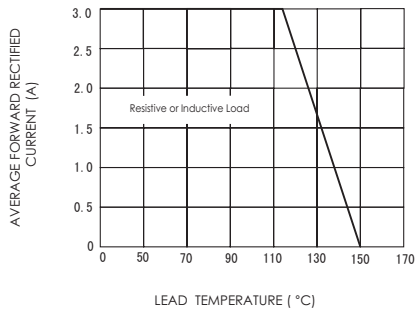


FIG.3-TYPICAL INSTANTANEOUS FORWARD CHARACTERISTICS

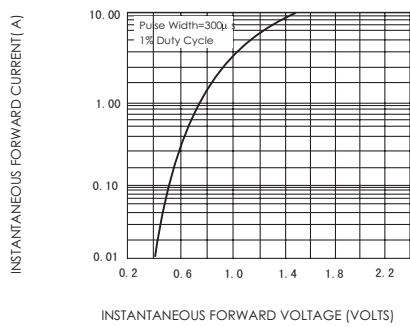


FIG.2-MAXIMUM NON-REPETITIVE PEAK FORWARD SURGE CURRENT

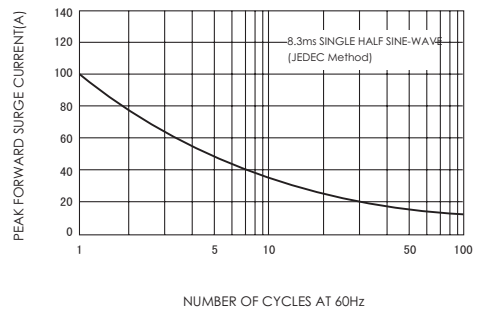


FIG.4-TYPICAL REVERSE CHARACTERISTICS

