

### Features

- Plastic package has UL Flammability Classification 94V-0
- Glass passivated chip junction
- High current capability
- Low forward voltage drop
- Dielectric tested to maximum case, storage and junction temperature to 150 °C to withstand 1500 V
- High temperature soldering guaranteed:275°C/10S
- Component in accordance to RoHS 2015/863/EU

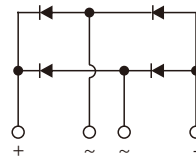

### Mechanical data

- Case:GBJ-HB molded plastic body
- Terminals:Plated leads solderable per MIL-STD-750,method 2026
- Polarity:As marked
- Mounting Position:Any
- Mounting Torque:MAX 10cm-Kg(8.8inches-lbs)
- Recommended Torque: 5.7 cm-kg (5 inches-lbs)
- Weight:7.40grams(approx.)

### Typical Applications

- Used in AC/DC bridge full wave rectification for SPS, home appliances and white-goods applications.

### GBJHB



PRIMARY CHARACTERISTICS	
$I_F(AV)$	35A
$V_{RRM}$	1000V
$I_{FSM}$	350A
$V_{F,typ}$ at $I_F=17.5A, 25^\circ C$	0.96V
$I_{R,MAX,25^\circ C}$	5 $\mu$ A
$T_J(MAX)$	150 $^\circ C$
Package	GBJHB

### Maximum Ratings And Electrical Characteristics

(Ratings at 25°C ambient temperature unless otherwise specified ,Single phase ,half wave ,resistive or inductive load. For capacitive load,derate by 20%.)

Parameters	Symbol	GBJ3510HB	Unit
Maximum repetitive peak reverse voltage	$V_{RRM}$	1000	V
Maximum average forward rectified current, $T_c \leq 100^\circ C$	$I_{F(AV)}$	35	A
Peak forward surge current 8.3ms single half sine-wave superimposed on rated load (JEDEC method,Per diode)	$I_{FSM}$	350	A
Rating for fusing( $t < 8.3ms$ )	$I^2t$	508.4	A <sup>2</sup> S
Operating junction temperature range	$T_J$	-55 to 150	$^\circ C$
Storage temperature range	$T_{stg}$	-55 to 150	$^\circ C$

## RATINGS AND CHARACTERISTICS OF GBJ3510HB

### Electrical Characteristics (Per diode, $T_A=25^\circ\text{C}$ Unless otherwise noted)

Parameter	Test Conditions		Symbol	Typ.	Max.	Unit
Instantaneous forward voltage	$T_j=25^\circ\text{C}$	$I_f=1\text{A}$	$V_F$ <sup>1)</sup>	0.78	-	V
		$I_f=5\text{A}$		0.86	-	
		$I_f=17.5\text{A}$		0.96	1.05	
	$T_j=125^\circ\text{C}$	$I_f=1\text{A}$		0.63	-	
$I_f=5\text{A}$		0.73		-		
$I_f=17.5\text{A}$		0.86		-		
Reverse current	$V_R=V_{RRM}$	$T_j=25^\circ\text{C}$	$I_R$ <sup>2)</sup>	-	5	$\mu\text{A}$
		$T_j=100^\circ\text{C}$		-	30	
		$T_j=125^\circ\text{C}$		-	100	
Typical junction capacitance	4V,1MHz		$C_j$	167		pF

Notes: 1.Pulse test: 300  $\mu\text{s}$  pulse width,1% duty cycle

2.Pulse test: pulse width  $\leq 40\text{ms}$

### Thermal Characteristics

Parameter	Symbol	GBJ	Unit
Typical thermal resistance <sup>3)</sup>	$R_{\theta JC}$	0.8	$^\circ\text{C/W}$

3.Thermal resistance from per diode junction to case

# RATINGS AND CHARACTERISTICS OF GBJ3510HB

Fig.1-Forward Current Derating Curve

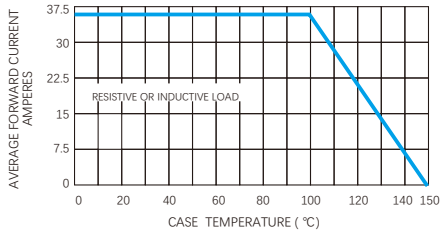


Fig.2-Maximum Non-repetitive Peak Forward Surge Current

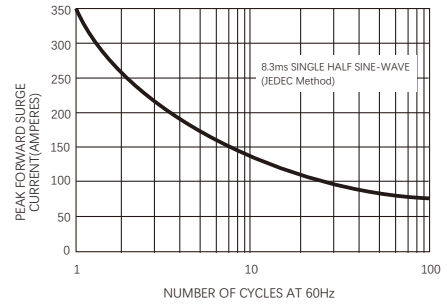


Fig.3-Typical Instantaneous Forward Characteristics(Per diode)

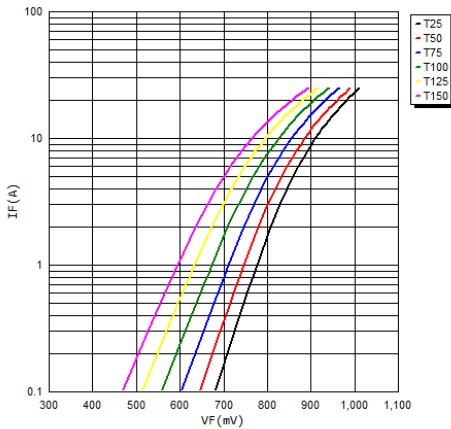


Fig.4-Typical Reverse Characteristics (Per diode)

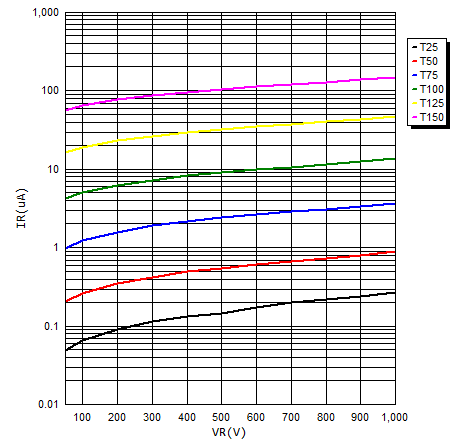
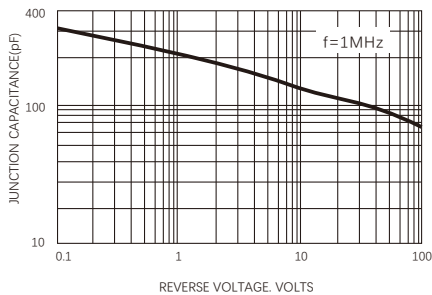
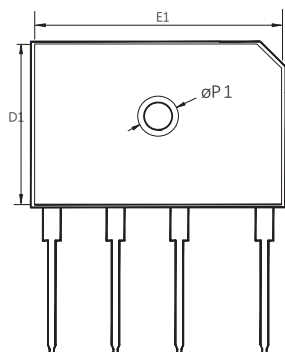
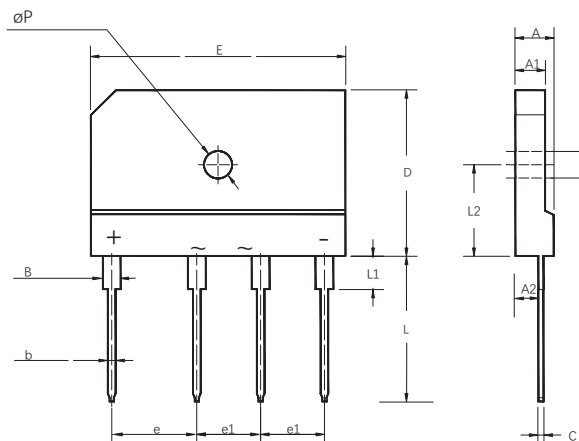


Fig.5-Typical Junction Capacitance(Per diode)



# PACKAGE OUTLINE DIMENSIONS

## GBJHB



GBJ		
Dim	Min	Max
A	4.40	5.00
A1	3.30	3.80
A2	2.60	3.00
B	1.90	2.40
b	0.90	1.10
C	0.60	0.80
D	19.60	20.60
D1	18.50	19.50
E	29.00	31.00
E1	28.50	29.50
e	9.50	10.50
e1	7.00	8.00
L	16.60	18.00
L1	3.00	4.20
L2	10.80	11.80
$\phi P$	3.10	3.80
$\phi P1$	5.10	5.90

Dimensions in millimeters

## Friendship Reminder

■ JiNan JingHeng (hereinafter referred to as JH) reserves the right to make changes to this document and its products and specifications at anytime without notice.

济南晶恒（以下简称 JH）保留未经通知，变更本文件和与本文件相关的产品及规格的权利。

■ Customers should obtain and confirm the latest product information and specifications before final design, purchase or use.

使用方应在使用、采购本产品之前获取并确认产品信息和规格书的最新版本。

■ JH makes no warranty, representation or guarantee regarding the suitability of its products for any particular purpose, nor does JH assume any liability for application assistance or customer product design.

JH 对其产品用于某特定用途的适用性，既不做任何保证、说明或担保，也不承担任何应用协助或使用方设计的法定责任。

■ JH does not warrant or accept any liability with products which are purchased or used for any unintended or unauthorized application.

JH 不保证或承担任何责任，其产品被采购使用于任何非预期或授权的应用，

■ No license is granted by implication or otherwise under any intellectual property rights of JH.

此规格书属于 JH 的知识产权,没有经过我司授权不得抄袭。

■ JH's products are not authorized for use as critical components in life support devices or systems without express written approval of JH.

没有 JH 的书面授权，JH 的产品不能在生命支撑设备或系统里作为关键零件使用。